

ภาคผนวก ง

เอกสารการสอบเทียบเครื่องมือตรวจวิเคราะห์



right solutions.
right partner.

รายการเครื่องมือที่ใช้ในการวิเคราะห์ / ทดสอบ

Sample Name	Parameter	Equipment Name	ID No.	Calibrated Date	Next Cal	Freq. Calibrate (Months)
Stack	Ethylene	Pitot Tube	BKK_FS0531	13-Jan-23	13-Jul-23	6
Stack	Ethylene	Flue gas Analyzer	RVG_FS0563	28-Dec-22	28-Dec-23	12
Stack	Ethylene	Field Rotameter	RVG_FS0198	1-Apr-23	1-Jul-23	3
Stack	Propane	Pitot Tube	BKK_FS0531	13-Jan-23	13-Jul-23	6
Stack	Propane	Flue gas Analyzer	RVG_FS0563	28-Dec-22	28-Dec-23	12
Stack	Ethylene	Field Rotameter	RVG_FS0198	1-Apr-23	1-Jul-23	3
Ambient	Wind Speed / Wind Direction	Wind Speed / Wind Direct	RVG_FS0531	19-Jan-23	19-Jul-24	18
Ambient	Wind Speed / Wind Direction	Wind Speed / Wind Direct	RVG_FS0609	18-Nov-22	18-May-26	18
Noise	Leq 24 hrs	Sound Calibrator	RVG_FS0496	17-Jan-23	17-Jan-24	12
Noise	Leq 24 hrs	Sound Level Meter	RVG_FS0304	11-Jul-22	11-Jul-23	12
Noise	Leq 24 hrs	Sound Level Meter	RVG_FS0381	26-Aug-22	26-Aug-23	12
Noise	Leq 24 hrs	Sound Level Meter	RVG_FS0302	11-Jul-22	11-Jul-23	12
Workplace	Total Hydrocarbon as Methane	Total Hydrocarbon Analy	RVG_EN0038	25-Jan-23	25-Jan-24	12
Noise	Leq 8 hrs	Sound Calibrator	RVG_FS0215	31-Aug-22	31-Aug-23	12
Noise	Leq 8 hrs	Sound Level Meter	RVG_FS0301	18-Oct-22	18-Oct-23	12
Noise	Leq 8 hrs	Sound Level Meter	RVG_FS0303	20-Jun-22	20-Jun-23	12
Noise	Leq 8 hrs	Sound Level Meter	RVG_FS0304	11-Jul-22	11-Jul-23	12
Noise	Leq 8 hrs	Sound Level Meter	RVG_FS0300	11-Jul-22	11-Jul-23	12
Noise	Leq 8 hrs	Sound Level Meter	RVG_FS0302	11-Jul-22	11-Jul-23	12
Noise	Leq 8 hrs	Sound Level Meter	RVG_FS0303	11-Jul-22	11-Jul-23	12
Noise	Leq 8 hrs	Sound Level Meter	RVG_FS0381	26-Aug-22	26-Aug-23	12
Noise	Leq 8 hrs	Sound Calibrator	RVG_FS0496	17-Jan-23	17-Jan-24	12
Noise	Leq 8 hrs	Sound Level Meter	RVG_FS0301	20-Jun-22	20-Jun-23	12
Noise	Leq 8 hrs	Sound Level Meter	RVG_FS0617	20-Oct-22	20-Oct-23	12
Noise	Leq 8 hrs	Sound Level Meter	RVG_FS0300	25-Jan-23	25-Jan-24	12
Noise	Leq 8 hrs	Sound Level Meter	RVG_FS0029	24-May-22	24-May-23	12
Noise	Leq 8 hrs	Sound Level Meter	RVG_FS0619	20-Oct-22	20-Oct-23	12
Noise	Leq 8 hrs	Sound Level Meter	RVG_FS0618	20-Oct-22	20-Oct-23	12
Noise	Leq 8 hrs	Sound Level Meter	RVG_FS0616	12-Oct-22	12-Oct-23	12
Noise	Leq 12 hrs	Sound Calibrator	RVG_FS0215	31-Aug-22	31-Aug-23	12
Noise	Leq 12 hrs	Sound Level Meter	RVG_FS0300	11-Jul-22	11-Jul-23	12
Noise	Leq 12 hrs	Sound Calibrator	RVG_FS0496	17-Jan-23	17-Jan-24	12
Noise	Leq 12 hrs	Sound Level Meter	RVG_FS0029	24-May-22	24-May-23	12
Noise	Octave Band	Sound Calibrator	RVG_FS0215	31-Aug-22	31-Aug-23	12
Noise	Octave Band	Sound Level Meter	RVG_FS0301	18-Oct-22	18-Oct-23	12
Noise	Octave Band	Sound Level Meter	RVG_FS0303	20-Jun-22	20-Jun-23	12
Noise	Octave Band	Sound Level Meter	RVG_FS0304	11-Jul-22	11-Jul-23	12
Noise	Octave Band	Sound Level Meter	RVG_FS0300	11-Jul-22	11-Jul-23	12
Noise	Octave Band	Sound Level Meter	RVG_FS0302	11-Jul-22	11-Jul-23	12
Noise	Octave Band	Sound Level Meter	RVG_FS0303	11-Jul-22	11-Jul-23	12
Noise	Octave Band	Sound Level Meter	RVG_FS0381	26-Aug-22	26-Aug-23	12
Noise	Octave Band	Sound Calibrator	RVG_FS0496	17-Jan-23	17-Jan-24	12
Noise	Octave Band	Sound Level Meter	RVG_FS0303	20-Jun-22	20-Jun-23	12
Noise	Octave Band	Sound Level Meter	RVG_FS0617	20-Oct-22	20-Oct-23	12
Noise	Octave Band	Sound Level Meter	RVG_FS0300	25-Jan-23	25-Jan-24	12
Noise	Octave Band	Sound Level Meter	RVG_FS0029	24-May-22	24-May-23	12
Noise	Octave Band	Sound Level Meter	RVG_FS0619	20-Oct-22	20-Oct-23	12
Noise	Octave Band	Sound Level Meter	RVG_FS0618	20-Oct-22	20-Oct-23	12
Noise	Octave Band	Sound Level Meter	RVG_FS0616	12-Oct-22	12-Oct-23	12
Noise	Noise Dose, TWA	Dose Badge Reader	RVG_FS0210	1-Dec-22	1-Dec-23	12
Noise	Noise Dose, TWA	Dose Badge Reader	RVG_FS0497	7-Oct-22	7-Oct-23	12

1

alsglobal.com



right solutions.
right partner.

รายการเครื่องมือที่ใช้ในการวิเคราะห์ / ทดสอบ

Sample Name	Parameter	Equipment Name	ID No.	Calibrated Date	Next Cal	Freq. Calibrate (Months)
Rayong Lab	BOD	DO meter with Sensor	RYG_EN0032	14-Feb-22	15-Aug-23	18
Rayong Lab	BOD	Incubator	RYG_EN0154	22-Apr-22	21-Oct-23	18
Rayong Lab	COD	Spectrophotometer	RYG_EN0037	27-Sep-22	27-Mar-26	18
Rayong Lab	pH at 25 °C	pH Meter	RYG_EN0152	22-Dec-22	22-Dec-23	12
Rayong Lab	Oil & Grease	Electronic Balance	RYG_EN0002	1-Mar-23	1-Mar-24	12
Rayong Lab	Oil & Grease	Hot Air Oven	RYG_EN0006	20-Oct-22	20-Apr-24	18
Rayong Lab	Oil & Grease	Water Bath	RYG_EN0061	20-Oct-22	20-Apr-24	18
Rayong Lab	Total Dissolved Solids 180°C	Electronic Balance	RYG_EN0002	1-Mar-23	1-Mar-24	12
Rayong Lab	Total Dissolved Solids 180°C	Hot Air Oven	RYG_EN0010	20-Oct-22	20-Apr-24	18
Rayong Lab	Total Suspended Solids	Electronic Balance	RYG_EN0002	1-Mar-23	1-Mar-24	12
Rayong Lab	Total Suspended Solids	Hot Air Oven	RYG_EN0010	20-Oct-22	20-Apr-24	18
Rayong Lab	Temperature	pH meter	RYG_FS0596	27-Jul-22	26-Jul-23	12

2

alsglobal.com



Pitot Tube Calibration Data

Pitot Tube Identification Number : BKK_FS0531 Calibration Date : 13 Jan 23
Lab test duct Number : 258-1-13-01 Standard Pitot ID : BKK_FS0441
Calibration Sheet No. : C-130123-BKK_FS0531 Cp Standard : 0.99

Type S Pitot Tube Coefficient Data					
	Type s pitot tube Leg A,B	Standard pitot tube (ΔP, mm.H ₂ O)	Type s pitot tube (ΔP, mm.H ₂ O)	Cp (s) Leg A	Cp (s) Leg B
Test 1	A	12.00	17.00	0.840	-
	B	12.00	17.00	-	0.840
Test 2	A	12.00	17.00	0.840	-
	B	12.00	17.00	-	0.840
Test 3	A	12.00	16.80	0.845	-
	B	12.00	16.80	-	0.845
Cp				0.842	0.842

$$Cp(S) = Cp_{std} \sqrt{\frac{\Delta P(Std)}{\Delta P(s)}}$$
$$\left[Cp(A) - Cp(B) \right] must BE \leq 0.01$$
$$Average deviation(A or B) = \frac{\sum [Cp(s) - Cp(A or B)]}{3} must BE \leq 0.01$$

Calibrated by : Saksit Phaisanphisit (Mr. Saksit Phaisanphisit) Field Scientist (4)
Approved by : Nattapong Jengwarewong (Mr.Nattapong Jengwarewong) Specialist (1)

FORM NO.: F 06-025 REVISION NO.: 1 ISSUE DATE: 30 Jan 22



Calibration Certificate



Certificate No: G 660002
Date of issue : 03-Jan-23

Instrument description : Flue gas Analyser
Instrument model : Testo 350 New
Instrument serial no. : 62985647
ID no. or control no. : RVG_FS0563
Manufacturer : Testo SE & Co. KGaA
Probe description :
Probe model :
Probe serial :
Customer name : ALS LABORATORY GROUP (THAILAND) CO.,LTD.
Customer address : 104 Phatthanabon Rd, Phatthanabon Road, Khwaeng Phatthanabon, Khet Suan Luang, Bangkok, 10250 Thailand

Total pages of certificate : 3 Pages
Receiving no. : I-230002
Receiving date. : 27-Dec-22
Parameter of calibration : Gas Calibration(Oxygen 2.498,10.04,21.02 %vol, Carbon Monoxide 60.14,309.9,1001 ppm, Nitrogen Dioxide 30.34,80.96,202.2 ppm, Nitric Oxide 30.08,150.9,320.6 ppm, Sulphur Dioxide 50.04,100.8,601.1 ppm)

Condition of UUC. : Used
Ambient condition : All of the Measurement were carried out the stabilized laboratory
Temperature : 23.45 °C
Humidity : 55 ± 15 %RH
Calibration place : 17/121 Soi Ngamwongwan 47 Yae, 48, Toongsuwong, Laksi, Bangkok 10210

Calibration procedure no. : WI-CL-20-C

The calibration certificate expanded uncertainty of measurement is stated as the standard uncertainty of measurement multiplied by coverage factor k=2, which for a normal distribution corresponds to a coverage probability of approximately 95%.
This certificate is applied only to item under test Environmental condition.
This Calibration Certificate may not be reproduced other than in full except with the permission of the issuing laboratory.
Calibration certificates without signature and seal not valid.
This calibration certificate documents are conformity to national standards, which realize measurement according to the International System of Units (SI).

Date of calibration : 28-Dec-22

Mr. Setthawit Nuamitong Calibration Technician
Mrs. Nongluck Wongsattien Technical Manager

Page 1 of 3
Issued Date: 25/02/23



Standard References (Table 1)

Standard	Certificate No.	Vendor	Due date
Oxygen (O ₂) 2.498 % Vol	4219/21	Linde	30-Sep-25
Oxygen (O ₂) 10.04 % Vol	CG-0153-21	Nine	18-Nov-26
Oxygen (O ₂) 21.02 % Vol	CG-0041-22	Nine	10-Feb-27
Carbon monoxide (CO) 80.14 ppm	CG-0040-22	Nine	14-Feb-27
Carbon monoxide (CO) 309.9 ppm	2803/21	Unde	22-Jun-23
Carbon monoxide (CO) 1003 ppm	2583/22	Unde	09-Aug-24
Nitrogen Dioxide (NO ₂) 30.34 ppm	2703/22	Unde	22-Aug-24
Nitrogen Dioxide (NO ₂) 80.96 ppm	2041/22	Unde	26-Jun-24
Nitrogen Dioxide (NO ₂) 202.2 ppm	3239/21	Unde	20-Jun-23
Nitric Oxide (NO) 30.08 ppm	CG-0089-27	Nine	13-Jun-24
Nitric Oxide (NO) 150.9 ppm	2857/21	Unde	27-Jun-23
Nitric Oxide (NO) 150.9 ppm	2944/21	Unde	02-Jul-23
Sulphur Dioxide (SO ₂) 50.04 ppm	3705/21	Unde	25-Jul-23
Sulphur Dioxide (SO ₂) 100.8 ppm	3507/22	Unde	09-Nov-24
Sulphur Dioxide (SO ₂) 601.1 ppm	3204/21	Unde	29-Jul-23

Measured room conditions

Temperature : 23.5 °C Humidity : 58.6 %RH Pressure : 1015.2 mbar

Calibration conditions

Gas Temperature : 23 °C Flow rate : 1,200 ml/min Gas pressure : 1021.2 mbar

Calibration Results Before Adjustment (Table 2)

Parameter of Standard	Standard Values	Mean of UUC	Error	Uncertainty (±)
O ₂ (%Vol)	2.498	2.44	-0.058	0.20
O ₂ (%Vol)	10.04	9.91	-0.13	0.40
O ₂ (%Vol)	21.02	21.14	0.12	0.80
CO (ppm)	80.14	80	-0.14	3.0
CO (ppm)	309.9	309	-0.9	6.0
CO (ppm)	1003	1001	-2	12
NO ₂ (ppm)	30.34	29.8	-0.54	8.0
NO ₂ (ppm)	80.96	62.1	-18.86	8.0
NO ₂ (ppm)	202.2	176.8	-25.4	12
NO (ppm)	30.08	29	-1.08	6.0
NO (ppm)	150.9	149	-1.9	6.0
NO (ppm)	320.6	318	-2.6	12
SO ₂ (ppm)	50.04	49	-1.04	6.0
SO ₂ (ppm)	100.8	95	-5.8	6.0
SO ₂ (ppm)	601.1	568	-33.1	13



Calibration Results After Adjustment (Table 3)

Parameter of Standard	Standard Values	Mean of UUC	Error	Uncertainty (±)
O ₂ (%Vol)	2.498	2.44	-0.058	0.20
O ₂ (%Vol)	10.04	9.91	-0.13	0.40
O ₂ (%Vol)	21.02	21.14	0.12	0.80
CO (ppm)	80.14	80	-0.14	3.0
CO (ppm)	309.9	309	-0.9	6.0
CO (ppm)	1003	1001	-2	12
NO ₂ (ppm)	30.34	29.2	-1.14	8.0
NO ₂ (ppm)	80.96	81.4	0.44	8.0
NO ₂ (ppm)	202.2	205.8	3.6	12
NO (ppm)	30.08	29	-1.08	6.0
NO (ppm)	150.9	149	-1.9	6.0
NO (ppm)	320.6	318	-2.6	12
SO ₂ (ppm)	50.04	49	-1.04	6.0
SO ₂ (ppm)	100.8	101	0.2	6.0
SO ₂ (ppm)	601.1	604	2.9	13

Remark : 1 cmol/mol = 1 %vol., 2 umol/mol = 2 ppm.

End of Report



ROTA METER CALIBRATION RESULT APRIL 2023

Rotameter ID.	Calibration Date	Regression Result	Coefficient (R ²)
BKK_FS0577	03 Apr 23	Y = 1.0246x - 1.1844	0.9982
BKK_FS0579	03 Apr 23	Y = 1.0313x - 0.8177	0.9999
BKK_FS0583	03 Apr 23	Y = 1.0023x - 0.0969	0.9995
BKK_FS0584	03 Apr 23	Y = 1.0025x + 2.25	0.9999
BKK_FS0585	03 Apr 23	Y = 0.9881x + 5.4452	0.9993
BKK_FS0586	03 Apr 23	Y = 0.9915x + 4.7452	1.0000
BKK_FS0588	03 Apr 23	Y = 1.0067x + 0.6738	0.9998
BKK_FS0589	03 Apr 23	Y = 0.9823x + 0.3286	0.9936
BKK_FS0590	03 Apr 23	Y = 0.9961x + 2.8786	0.9999
BKK_FS0591	03 Apr 23	Y = 0.9985x + 4.579	1.0000
BKK_FS0592	03 Apr 23	Y = 0.9975x + 3.6419	1.0000
BKK_FS0593	03 Apr 23	Y = 0.9966x + 16.005	1.0000
BKK_FS0595	03 Apr 23	Y = 0.9957x + 5.1368	0.9999
BKK_FS0596	03 Apr 23	Y = 1.017x - 14.044	0.9967
BKK_FS0597	03 Apr 23	Y = 1.0063x - 10.787	1.0000
BKK_FS1004	01 Apr 23	Y = 0.9943x + 7.1533	0.9996
BKK_FS1005	01 Apr 23	Y = 1.0035x + 3.1167	0.9998
BKK_FS1006	01 Apr 23	Y = 1.0273x - 0.4922	0.9998
BKK_FS1007	03 Apr 23	Y = 1.0452x - 1.5374	0.9998
BKK_FS1009	03 Apr 23	Y = 1.0351x - 1.3224	0.9999
BKK_FS1010	03 Apr 23	Y = 1.0108x - 0.0888	1.0000
BKK_FS1011	03 Apr 23	Y = 1.2946x - 6.6325	0.9861
BKK_FS1012	03 Apr 23	Y = 1.0976x - 27.969	0.9996
BKK_FS1013	03 Apr 23	Y = 1.0821x - 200.52	0.9998
BKK_FS1017	03 Apr 23	Y = 1.0333x + 7.0584	0.9694
BKK_FS1018	03 Apr 23	Y = 0.9551x - 18.832	0.9997
BKK_FS1019	03 Apr 23	Y = 1.0649x - 156.67	0.9976
BKK_FS1020	03 Apr 23	Y = 0.9911x + 0.0364	0.9994
BKK_FS1021	03 Apr 23	Y = 0.979x + 8.2333	0.9992
BKK_FS1022	03 Apr 23	Y = 0.9988x - 2.4905	0.9997
BKK_FS1023	03 Apr 23	Y = 1.0245x - 1.3878	0.9996
BKK_FS1024	03 Apr 23	Y = 0.7414x + 47.3	0.9923
BKK_FS1025	03 Apr 23	Y = 0.9997x + 5.4438	1.0000
BKK_FS1026	03 Apr 23	Y = 1.0172x - 0.9531	1.0000
BKK_FS1027	03 Apr 23	Y = 0.7331x + 49.317	0.9921
BKK_FS1028	03 Apr 23	Y = 0.9995x + 0.2124	1.0000
BKK_FS1039	01 Apr 23	Y = 1.025x - 3.795	0.9994
BKK_FS1040	01 Apr 23	Y = 1.0035x - 2.4295	0.9998



ROTA METER CALIBRATION RESULT APRIL 2023

Rotameter ID.	Calibration Date	Regression Result	Coefficient (R ²)
BKK_FS1041	01 Apr 23	Y = 1.0329x - 0.6769	0.9999
BKK_FS1042	01 Apr 23	Y = 1.0144x + 1.94	0.9997
BKK_FS1043	01 Apr 23	Y = 1.0038x - 1.539	0.9999
BKK_FS1044	01 Apr 23	Y = 1.0273x - 1.6922	0.9998
BKK_FS1164	03 Apr 23	Y = 0.9913x + 0.8537	0.9997
BKK_FS1165	03 Apr 23	Y = 1.0005x + 2.0857	1.0000
BKK_FS1166	03 Apr 23	Y = 1.0842x - 169.6	0.9987
BKK_FS1200	03 Apr 23	Y = 0.9452x + 5.2959	0.9981
BKK_FS1201	03 Apr 23	Y = 1.0045x - 1.8786	1.0000
BKK_FS1202	03 Apr 23	Y = 0.9768x + 26.572	0.9973
RYG_FS0197	01 Apr 23	Y = 1.0042x + 15.442	0.9999
RYG_FS0198	01 Apr 23	Y = 1.0081x - 13.26	0.9999
RYG_FS0199	01 Apr 23	Y = 1.0255x - 1.2364	0.9999

Review By :

(Mr. Wichan Choonharat)
Enviro Field Services Manager

Approved By :

(Mr. Sarayuth Jitranont)
Assistant General Manager

CERTIFICATE OF CALIBRATION

Certificate No.: CL-006-66
Page 1 of 2

Equipment Name: Data Logger with Temperature
Sensor
Manufacturer: Novalynx
Model: 110-WS-25DL-D
Serial No.: A5789
ID No.: RYG_FS0531

Customer
Name: ALS laboratory group (Thailand) Co., Ltd.
Address: 104 Phatthanakan 40, Phatthanakan Rd.,
Khwaeng Suan Luang, Khet Suan Luang, Bangkok
10250 Thailand.

Received date: 16 Jan 2023
Calibration date: 18 Jan 2023
Issue date: 20 Jan 2023

Reference Used During Calibration
1. Standard Temperature Probe Model: STS-100 A500,
Serial No.: 967682-09, Due date: 23 Mar 2023
2. Digital Temperature Indicator Model: DTI-1000-A MK
II, Serial No.: 671407-00591 Due date: 22 July 2023

Calibration Condition
Temperature: (23±3) °C
Relative Humidity: (55±15)%

Calibration Procedure

The temperature calibration was done by In-House
calibration method as WI-CL-001 according to
comparison method with standard digital temperature
indicator and standard temperature probe. The
temperature scale use was based on ITS-90.

Traceability

The measurement results are traceable to the
international system of units (SI) through National
Institute of Metrology Thailand (NIMT) Certificate
number: TT-0034-22, Certificate number: ER-0092-
22

Calibrated by
☐ Mr. Sorawit Thachalad
☒ Miss Jittaporn Lertsomphol



Approved Signatory: *28/Jan*
Mr. Parinya Booncharoen
Calibration Department Manager

THIS CERTIFICATE MAY NOT BE REPRODUCED EXCEPT IN FULL UNLESS PERMISSION FOR REPRODUCTION HAS
BEEN OBTAINED IN WRITING FROM THE LABORATORY.

Result of Calibration: ☒ Without Adjustment ☐ With Adjustment

Calibration Range: 20-40 °C

Function:

This equipment was connected with temperature sensor Model: HMP60 S/N: T0210901.

Dimension: Diameter 12 mm, Length 80 mm.

Immersion Depth (mm)	Standard Reading (°C)	UUC Reading (°C)	Error (°C)	Uncertainty (°C)
60	20.087	19.8	-0.3	0.099
60	25.058	24.6	-0.5	0.099
60	30.052	29.5	-0.6	0.099
60	35.047	34.5	-0.5	0.099
60	40.038	39.3	-0.7	0.099

UUC*: Unit Under Calibration

The reported expanded uncertainty is based on standard uncertainty multiplied by a coverage factor k=2 providing a level of
confidence of approximately 95%.

★ End of Certificate ★



CERTIFICATE OF CALIBRATION

Calibration No.: RH-06012023
Page 1 of 1 Pages

Measurement Item: Relative humidity with data logger
Manufacturer: Novalynx
Model/Type: 110-WS-25DL-D
Serial Number: A5789
ID No.: RYG_FS0531
Customer: ALS laboratory group (Thailand) Co., Ltd.
104 Phatthanakan 40, Phatthanakan Rd., Khwaeng Suan Luang, Khet Suan Luang, Bangkok
10250 Thailand.

Environmental Condition:

The measurement was carried out in an ambient temperature of (20±3)°C and relative humidity of (50±15)%.

Measurement Method:

Unit Under Calibration (UUC) was calibrated by comparison method with standard thermo hygrometer in the humidity gen-
erator chamber to determine the errors.

Traceability:

This instrument was calibrated using standard equipment whose accuracy is traceability through National Institute of
Standards and Technology to the international system of units (SI) via MCS Calibration, Inc. Certificate number:
20314-101. Due date: Mar 14, 2023.

Measurement Date: Jan 18, 2023

Issue Date: Jan 20, 2023

Measurement Results:

This equipment was connected with indoor air quality probe and Displayed (UFI) on display. Model: HMP60, Serial num-
ber: T0210901.

Calibration was performed in the range of 20%RH to 80%RH

The results of calibration are reported in table below.

Determined (%RH)	Standard Reading (%RH)	UUC Reading (%RH)	Error (%RH)	Uncertainty (%RH)
20	20.03	18.0	-2.0	0.61
50	50.24	47.8	-2.4	0.61
80	80.19	77.3	-2.9	0.61

Performed by
☐ Mr. Sorawit Thachalad
☒ Miss Jittaporn Lertsomphol



Approved Signatory: *28/Jan*
Mr. Parinya Booncharoen
Calibration Department Manager

THIS CALIBRATION REPORT MAY NOT BE REPRODUCED EXCEPT IN FULL UNLESS PERMISSION FOR REPRODUC-
TION HAS BEEN OBTAINED IN WRITING FROM THE LABORATORY.

Procedure: RH-06012023
Unit: 110-WS-25DL-D
Petchkasem 7,7/1, Rd Wathapra, Bangkokyai,
Bangkok 10600 Thailand
Tel: (66) 02-8680812
Mobile: (66) 02-8680860
E-mail: jiranatree@jiranatree.com
Web: www.jiranatree.com

Accredited calibration laboratory
ISO/IEC 17025:2017
MSC-181-TR-17025
CALIBRATION 0367

All types of measurement laboratory
Calibration services department

CERTIFICATE OF CALIBRATION

Page 1 of 3 Pages

MEASUREMENT ITEM
MANUFACTURER
MODEL/TYPE

SERIAL NUMBER

ID NUMBER
CONDITION AS-RECEIVED

CUSTOMER

Cup anemometer

Novalynx

Sensor: WS 02F

Data logger: 110-WS-25DL-D

Sensor: WSD-016

Data logger: AS910

RYG_FS0531

New item

ALS laboratory group (Thailand) Co., Ltd.

104 Phatthanakan 40, Phatthanakan Rd., Khwaeng Suan Luang,

Khet Suan Luang, Bangkok 10250 Thailand

RECEIVED DATE

: 09 Nov 2022

MEASUREMENT DATE

: 18 Nov 2022

ISSUE DATE

: 23 Nov 2022

ENVIRONMENTAL CONDITIONS:

Ambient condition in the laboratory are as follows:

Temperature: 23.0 ± 3.0 °C

Relative Humidity: 55.0 ± 15.0 %RH

Atmospheric Pressure: 1010.4 hPa

PLACE OF CALIBRATION

: Effel type wind tunnel of Jiranatree Associates Co., Ltd.

CALIBRATION CONDITIONS

Wind tunnel cross-section area¹: 900 cm²

Projected cross-section area²: 100 cm²

Diameter of mounting pipe³: 10 mm

Blockage ratio of test object⁴: 0.111 [-]

Preconditioning

24 hours at ambient conditions.

Measurement Condition

The average values during measurement are (23.7) °C, (49.5) %RH and (1013.2) hPa.

TABULATION OF RESULTS:

The table on next page give the measured values.

Calibrated by:
☐ Mr. Sorawit Thachalad
☒ Miss Jittaporn Lertsomphol



Approved signatory: *28/Jan*
Mr. Parinya Booncharoen
Calibration Department Manager

Remark:

¹ Actual cross-section area of the wind tunnel

² Projected cross-section area of the tested object include mounting pipe

³ Diameter of mounting pipe

⁴ Ratio "b/a"

THIS CERTIFICATE OF CALIBRATION MAY NOT BE REPRODUCED EXCEPT IN FULL UNLESS PERMISSION FOR REPRODUCTION HAS BEEN OBTAINED
IN WRITING FROM THE LABORATORY

Certificate Number

CL-006-65

Page 2 of 2 Pages

MEASUREMENT RESULTS¹

The cup anemometer, Unit Under Calibration (UUC) was exercised at 10 m/s for 5 minutes prior to calibration being performed. The standard air velocity 6.5 m/s to 5 m/s was calculated by a standard air velocity transducer and above 5 m/s to 10 m/s was calculated by a pitot tube with precision differential pressure meter which was installed 40 mm and 300 mm respectively away from wind tunnel nozzle. UUC was installed at center of the test section. The calibration was carried out under both rising and falling air velocity in the range of 1 m/s to 10 m/s at calibration interval of 1 m/s. The results of calibration and associated measurement uncertainties are reported in the table below.

V_{std} (m/s)	Temp. wind tunnel (°C)	Temp. room (°C)	V_{UUC} (m/s)	Error (m/s)	U (k=2) (m/s)
0.971	23.98	23.70	0.8	-0.2	0.15
2.042	23.46	23.70	1.8	-0.2	0.16
3.069	23.90	23.70	2.8	-0.2	0.21
4.221	23.60	23.70	3.9	-0.4	0.20
5.02	23.80	23.70	4.8	-0.2	0.20
5.99	23.84	23.70	5.8	-0.2	0.19
7.06	23.66	23.70	6.8	-0.2	0.18
8.17	23.78	23.70	7.9	-0.2	0.18
9.10	23.60	23.70	8.8	-0.3	0.22
10.09	23.74	23.70	9.9	-0.2	0.19
11.18	23.68	23.70	10.9	-0.2	0.22
12.14	23.94	23.70	11.8	-0.3	0.22
13.19	23.70	23.70	13.0	-0.2	0.22
14.27	23.94	23.70	13.8	-0.4	0.22
15.25	23.78	23.70	15.1	-0.2	0.26
16.30	23.84	23.70	15.9	-0.4	0.25

Remark:

¹ Calibration results only count for the tested circumstances and environmental conditions during which calibration took place.

² Velocity of standard

³ Velocity of Unit Under Calibration

PHOTO OF CALIBRATION SET-UP



Calibration set up of the cup anemometer calibration in the wind tunnel of Jiraratree Associates Co., Ltd. The cup anemometer shown may differ from the calibrated one. Remark: The photograph of the set-up is not true to scale due to imaging geometry.

J
NAC

JIRARATREE ASSOCIATES CO., LTD.

15/100 Moo 10, Km 10
40110, Bangkok 10
Thailand 10110 (Thailand)
Tel: +662-8680811
Mobile: +662-8680811
E-mail: jiraratree@jiraratree.com
Web site: www.jiraratree.com

Accredited calibration laboratory
ISO/IEC 17025:2017
NAC 10110 17025
CALIBRATION 0367

Air speed measurement laboratory
Calibration services department

Certificate Number

CL-006-65

CERTIFICATE OF CALIBRATION

Page 1 of 2 Pages

MEASUREMENT ITEM

MANUFACTURER

MODEL/TYPE

SERIAL NUMBER

CONDITION AS RECEIVED

CUSTOMER

Wind Direction Sensor

Novolyne

Sensor: WS-027

Data logger: 110-WS-25DL-0

Sensor: WS0-016

Data logger: AS500

HYG-F50609

New item

ALS laboratory group (Thailand) Co., Ltd.
104 Phatthanakan 40, Phatthanakan Rd, Khwaeng Sun Luang,
Khet Sun Luang, Bangkok 10250 Thailand.

RECEIVED DATE

08 Nov 2022

MEASUREMENT DATE

18 Nov 2022

ISSUE DATE

23 Nov 2022

ENVIRONMENTAL CONDITIONS:

Ambient condition as the laboratory are as follows:

Temperature: 23.0 ± 3.0 °C

Relative Humidity: 55.0 ± 15.0 %RH

Atmospheric Pressure: 1010 ± 10 hPa

PLACE OF CALIBRATION

Effel-type wind tunnel of Jiraratree Associates Co., Ltd.

CALIBRATION CONDITION

Wind tunnel cross-section area¹ 900 m²Win direction frontal area² 129 cm²Diameter of mounting pipe³ 6 mmBlockage ratio of test object⁴ 0.143 [-]

Preconditioning

24 hours at ambient conditions.

Measurement Condition:

The average values during measurement are (24.3) °C, (45.3) %RH and (1012.5) hPa.

TABULATION OF RESULTS:

The table on next page give the measured values.

Calibrated by:

Mr. Sorawat Thaisakul

Miss Jitraporn Terntamphol



Approved signatory:

Mr. Pinyaya Booncharoen
Calibration Department Manager

Remark:

¹ Useful cross-section area of the wind tunnel

² Projected cross-section area of the tested object include mounting pipe

³ Diameter of mounting pipe

⁴ Ratio $\frac{A_o}{A_t}$

THIS CERTIFICATE OF CALIBRATION MAY NOT BE REPRODUCED EXCEPT IN FULL UNLESS PERMISSION FOR REPRODUCTION HAS BEEN OBTAINED IN WRITING FROM THE LABORATORY

Certificate Number

CL-006-65

Page 2 of 2 Pages

MEASUREMENT RESULTS¹

The wind direction sensor was calibrated against standard rotary encoder by comparison method. During calibration, the measurement was carried out at 45° intervals in clockwise and counterclockwise directions after offset adjustment has been made. The flow speed of wind tunnel (usually 5 m/s) is kept constant while the sensor is rotated around its vertical axis. The results of calibration and associated measurement uncertainties are reported in the table below.

Air speed m/s	D'_{std} Degree (°)	D'_{UUC} Degree (°)	Error Degree (°)	U (k=2) Degree (°)
5.01	0.000	0	0	0.58
	85.000	84	-2	0.76
	90.000	87	-3	0.58
	135.000	132	-3	0.68
	180.000	177	-3	0.68
	225.000	222	-3	0.58
	270.001	270	0	0.74
	315.000	318	3	0.58

Remark:

¹ Calibration results only count for the tested circumstances and environmental conditions during which calibration took place.

² Direction of standard

³ Direction of Unit Under Calibration

J
NAC

63/14-15, 67/35-36, Soi Petchkasem 7, 7/1, Petchkasem Rd,
Walthapra, Bangkokyai, Bangkok 10600 Thailand.
Tel: (66) 02-8680812#13 Fax: (66) 02-8680860 www.jiraratree.com

CERTIFICATE OF CALIBRATION

Calibration No.: RI-06112022

Page 1 of 1 Pages

Measurement Item:

Relative humidity with data logger

Manufacturers

Novolyne

Model/Type

110 WS-25DL-0

Serial Number

A5910

ID No.

HYG-F50609

Customer:

ALS laboratory group (Thailand) Co., Ltd.
104 Phatthanakan 40, Phatthanakan Rd, Khwaeng Sun Luang, Khet Sun Luang, Bangkok
10250 Thailand.

Environmental Condition:

The measurement was carried out in an ambient temperature of (25±3) °C, and relative humidity of (50±15)%.

Measurement Method:

Unit Under Calibration (UUC) was calibrated by comparison method with standard thermohygrometer in the humidity generator chamber to determine the errors.

Traceability:

This instrument was calibrated using standard equipment whose accuracy is traceability through National Institute of Standards and Technology to the International system of units (SI) via MCS Calibration, Inc. Certificate number: 20314-101. Due date: Mar 14, 2023.

Measurement Date

Nov 18, 2022

Issued Date

Nov 23, 2022

Measurement Results:

This equipment was connected with indoor air quality probe and Displayed (RH) on display. Model: HMP60, Serial number: U3641223.

Calibration was performed in the range of 20%RH to 80%RH

The results of calibration are reported in table below.

Determined (%RH)	Standard (%RH)	URC (%RH)	Error (%RH)	Uncertainty (%RH)
20	19.98	17.6	-2.4	0.66
50	50.28	47.3	-3.0	0.61
80	80.30	77.6	-2.7	0.62

Performed by

Mr. Sorawat Thaisakul
Miss Jitraporn Terntamphol



Approved Signatory:

Mr. Pinyaya Booncharoen
Calibration Department Manager

THIS CALIBRATION REPORT MAY NOT BE REPRODUCED EXCEPT IN FULL UNLESS PERMISSION FOR REPRODUCTION HAS BEEN OBTAINED IN WRITING FROM THE LABORATORY.

CERTIFICATE OF CALIBRATION

Certificate No. CL-161-66-
Page 1 of 2Equipment Name: Data Logger with Temperature
SensorManufacturer: Novamix
Model: 110 WS-250L D
Serial No.: A5910
ID No.: RYG_FS0009Customer
Name: ALS laboratory group (Thailand) Co., Ltd.
Address: 104 Phatthanakan 40, Phatthanakan
Rd., Khwaeng Suan Luang, Khet Suan Luang, Bangkok
10250 Thailand.Received date: 09 Nov 2022
Calibration date: 18 Nov 2022
Issue date: 23 Nov 2022Reference Used During Calibration
1. Standard Temperature Probe Model: STS 100 A500.
Serial No.: 667682-09. Due date: 23 Mar 2023
2. Digital Temperature Indicator Model: DTI 1000 A MK
II, Serial No.: 671407 00593 Due date: 22 July 2023Calibration Condition
Temperature: (23±3) °C
Relative Humidity: (55±15)%Calibration Procedure
The temperature calibration was done by In House
calibration method as WI CL 001 according to
comparison method with standard digital temperature
indicator and standard temperature probe. The
temperature scale use was based on ITS 90.Traceability
The measurement results are traceable to the
international system of units (SI) through National
Institute of Metrology (Thailand) (NIMT) Certificate
number: IT-0034/22, Certificate number: FR 00592-
22Calibrated by
[X] Mr. Solawat Thuchakul
[] Miss Jitraporn LertsompholApproved Signatory:
Mr. Parinya Booncharoen
Calibration Department ManagerTHIS CERTIFICATE MAY NOT BE REPRODUCED EXCEPT BY FULL WRITTEN PERMISSION FOR REPRODUCTION HAS
BEEN
OBTAINED BY WRITING FROM THE LABORATORY.Certificate No.: CL-161-66-
Page 2 of 2

Result of Calibration: [X] Without Adjustment [] With Adjustment

Calibration Range: 20-40 °C

Function:

This equipment was connected with temperature sensor Model: HMP00 S/N: U3641223

Dimension: Diameter 12 mm, Length 80 mm.

Immersion Depth (mm)	Standard Reading (°C)	UUC Reading (°C)	Error (°C)	Uncertainty (°C)
60	20.03	19.8	0.2	0.30
60	25.02	24.8	0.2	0.30
60	30.00	29.7	0.3	0.30
60	35.00	34.6	0.4	0.30
60	40.00	39.5	0.5	0.30

UUC*: Unit Under Calibration

The reported expanded uncertainty is based on standard uncertainty multiplied by a coverage factor k=2 providing a level of
confidence of approximately 95%.SITHIPORN ASSOCIATES CO.,LTD.
CALIBRATION LABORATORY451-451/1 Sirinthon Rd., Bangbunru, Bangplud Bangkok 10700 THAILAND.
Tel: 0-2435-8800 Fax: 0-2433-1679 e-mail: cal-center@sithiporn.com http://www.sithiporn.comCert. No.: ACC23005
Pages: 1 of 3

Calibration Certificate

Equipment: SOUND CALIBRATOR
Manufacturer: RION
Model: NC-75
Serial No.: 35002736
ID No.: RYG_FS0496

Condition As Found: GOOD

Customer: ALS LABORATORY GROUP (THAILAND) CO., LTD.
104 PHATTHANAKAN 40, PHATTHANAKAN ROAD,
KHWAENG PHATTHANAKAN, KHET SUAN LUANG,
BANGKOK, 10250 THAILAND.Location: -
Ambient Temperature: (23.0 ± 3) °C
Pressure: (101.3 ± 3) kPa
Relative Humidity: (50.0 ± 20) %Received Date: 06 JANUARY 2023
Calibration Date: 17 JANUARY 2023
Date of Issue: 19 JANUARY 2023

Calibrated by: Nathakorn Pisutpaisan

Approved by:

(Thanakul Petchurai)This certificate is issued in accordance with the requirements of ISO/IEC 17025 standard, may not be reproduced
other than in full, except with the prior written approval of the head of Calibration Laboratory.SITHIPORN ASSOCIATES CO.,LTD.
CALIBRATION LABORATORY

Continuation of Calibration Certificate

Cert. No.: ACC23005
Job No.: VC66AC0024
Pages: 2 of 3

Calibration Procedure: CP-AC-03

Calibration Method:

This equipment was calibrated by based on IEC-60942-2003 Standard.

The sound pressure level, frequency and total distortion of the sound calibrator was measured using the reference
microphone.

Condition of this result of calibration:

1. Reference Standard Instruments:

Instrument	Model	Serial No.	Cert. No.	Due Date
Waveform Generator	33511B	MY52302742	EF-0008-22	04-Feb-23
Digital Multimeter	33461A	MY53220104	EEL_BP_04/0265	09-Feb-23
Digital Multimeter	33461A	MY53220076	EEL_BP_03/0265	09-Feb-23
Digital Multimeter	33461A	MY60024273	EEL_BP_05/0265	09-Feb-23
Programmable Attenuator	MAI-1070	62100114	EF-0009-22	07-Feb-23
Condenser Microphone	4180	2977900	AA-1013-22	24-Feb-23
Measuring Amplifier	NA-42KA1	34560495	AA-3005-22	22-Feb-23
Audio Analyzer	AVR-3360A	V744B6069	EF-0010-22	07-Feb-23

2. This result of calibration was found accurate as shown on date and place of calibration for this calibrated item only.

3. This certificate is traceable to the international system of unit maintained at:

3.1 National Institute of Metrology (Thailand).

3.2 Thailand Institute of Scientific and Technological Research (TISTR)

Cert. No. : ACC23005
Job No. : VC66AC0024
Pages : 3 of 3

Result of calibration :

1. Sound pressure level

Specified sound pressure level (dB)	Measured value (dB)	Deviated value (dB)	Uncertainty (dB)	Tolerance limit (dB)
94	93.98	-0.02	0.14	0.40

2. Frequency

Specified Frequency (Hz)	Measured value (Hz)	Deviated value (%)	Uncertainty (%)	Tolerance limit (%)
1000	1000.0	0.0	0.1	1.0

3. Total distortion

Measured value (%)	Uncertainty (%)	Tolerance limit (%)
0.35	0.10	3.0

The reported uncertainty is based on a standard uncertainty multiplied by coverage factor $k = 2$ or any value following calculation, providing a level of confidence of approximately 95 %

End of Calibration Certificate

QF-TS12-04-04-020664



451-451/1 Sindhorn Rd, Bangbunru, Bangplud Bangkok 10700 THAILAND.
Tel:0-2435-8800 Fax:0-2433-1679 e-mail:cal-center@sithiporn.com http://www.sithiporn.com

Cert. No. : ACL22160
Pages : 1 of 8

Calibration Certificate

Equipment : SOUND LEVEL METER
Manufacturer : RION
Model : NL-42/ Microphone UC-52 / Preamplifier NH-24
Serial No.: 00472132 / 169445 / 72466
ID No.: RYG_FS0304

Condition As Found : GOOD

Customer : ALS LABORATORY GROUP (THAILAND) CO., LTD.
104 PHATTHANAKAN 40, PHATTHANAKAN ROAD,
KHWAENG PHATTHANAKAN, KHET SUAN LUANG,
BANGKOK, 10250 THAILAND.

Location : -
Ambient Temperature : (23.0 ± 3) °C
Pressure : (101.3 ± 3) kPa
Relative Humidity : (50.0 ± 20) %
Received Date : 06 JULY 2022
Calibration Date : 11-18 JULY 2022
Date of Issue : 19 JULY 2022

REVIEW BY	<i>Alphonse P.</i>
APPROVED BY	<i>[Signature]</i>
NEXT CAL DATE	11/9/23

Calibrated by : Nathakorn Pisutpaisan

Approved by :

T. Petchumai
(Thanakul Petchumai)

This certificate is issued in accordance with the requirements of ISO/IEC 17025 standard, may not be reproduced other than in full, except with the prior written approval of the head of Calibration Laboratory.

QF-TS12-04-04-020664

Cert. No. : ACL22160
Job No. : VC65AC0069
Pages : 2 of 8

Calibration Procedure : CP-AC-01

Calibration Method :

This equipment was calibrated by based on IEC-61672-3 (2013) Standard for sound level meter (SLM).
The SLM had tests to Acoustical and Electrical signal tests of frequency weighting with Anechoic chamber and Reference Standard Instruments.
For tests results of each items were made by observation of each Instruments display and also with SLM's display.

Condition of this result of calibration :

1. Reference Standard Instruments :

Instrument	Model	Serial No.	Cert. No.	Due Date
Waveform Generator	33210A	MY48017076	EF-0007-22	04-Feb-23
Waveform Generator	33511B	MY52302742	EF-0008-22	04-Feb-23
Digital Multimeter	33461A	MY53220104	EEL-BP_04/0265	09-Feb-23
Digital Multimeter	33461A	MY53220076	EEL-BP_03/0265	09-Feb-23
Digital Multimeter	34461A	MY60024273	EEL-BP_05/0265	09-Feb-23
Programmable Attenuator	MAT-1070	62100114	EF-0009-22	07-Feb-23
Condenser Microphone	4180	2977900	AA-1013-22	24-Feb-23
Measuring Amplifier	NA-42KA1	34560495	AA-3005-22	22-Feb-23

2. This result of calibration was found accurate as shown on date and place of calibration for this calibrated item only.

3. This certificate is traceable to the international system of unit maintained at :

- 3.1 National Institute of Metrology (Thailand).
- 3.2 Thailand Institute of Scientific and Technological Research (TISTR)

Cert. No. : ACL22160
Job No. : VC65AC0069
Pages : 3 of 8

Summary of Measurement Result :

Parameter	Pass	Fail	Uncertainty (dB)	Maximum-permitted uncertainty of measurement (dB)
1. Absolute sensitivity	✓	-	0.2	N/A
2. Self-generated noise	✓	-	0.2	N/A
3. Acoustical signal tests of frequency weightings				
125 Hz	✓	-	0.3	0.6
1000 Hz	✓	-	0.3	0.6
8000 Hz	✓	-	0.3	0.7
4. Electrical signal tests of frequency weightings				
For 10 Hz to 4 kHz	✓	-	0.3	0.6
For > 4 kHz to 10 kHz	✓	-	0.3	0.7
For > 10 kHz to 20 kHz	-	-	-	1.0
5. Frequency and time weightings at 1 kHz	✓	-	0.2	0.2
6. Long - term stability	✓	-	0.1	0.1
7. Level linearity on the reference level range	✓	-	0.2	0.3
8. Level linearity including the level range control	✓	-	0.2	0.3
9. Tone burst response	✓	-	0.2	0.3
10. Peak C sound level	✓	-	0.2	0.35
11. Overload indication	✓	-	0.2	0.25
12. High level stability	✓	-	0.1	0.1

QF-TS12-04-04-020664

QF-TS12-04-04-020664

Continuation of Calibration Certificate

Cert. No. : ACL22160
Job No. : VC65AC0069
Pages : 4 of 8

Result of calibration :

1. Absolute sensitivity

Reference Acoustic Signal (dB)	Measured Value (dB)	Deviation (dB)	Acceptance Limit (dB)
93.9 (93.95)	93.9	0.0	±0.3

2. Self-generated noise

2.1 Normal test

Measured Value (dB)
14.2

2.2 The microphone of the sound level meter was replaced by electrical signal input device

Frequency Weighting	Measured value (dB)
A - weight	9.9
C - weight	16.3
Flat	22.1

3. Acoustical signal tests of frequency weightings

Meter free-field acoustic response at a level of 84 dB

Frequency (Hz)	Deviation from various frequency weighting response curve (dB)			
	Flat	C-weight	A-weight	Acceptance Limits
125	0.2	0.2	0.2	± 1.5
1000	-0.1	-0.1	-0.1	± 1.0
8000	-1.1	-1.1	-1.1	±5.0

QF-TS12-04-04-020664

T. P. L.

Continuation of Calibration Certificate

Cert. No. : ACL22160
Job No. : VC65AC0069
Pages : 5 of 8

4. Electrical signal tests of frequency weightings

Weighting network response with relative to 1 kHz.

Frequency (Hz)	Deviation from various frequency weighting response curve (dB)			
	Flat	C-weight	A-weight	Acceptance Limits
63	0.0	0.0	0.0	±2.0
125	0.1	0.1	0.1	±1.5
250	0.0	0.0	0.0	±1.5
500	0.0	0.1	0.0	±1.5
1000	0.0	0.0	0.0	±1.0
2000	0.0	0.1	0.0	±2.0
4000	0.0	0.1	0.0	±3.0
8000	0.0	0.1	0.1	±5.0

5. Frequency and time weightings at 1 kHz

5.1 Frequency weightings at 1 kHz

Frequency Weighting	Measured Value (dB)	Deviated Value (dB)	Acceptance Limits (dB)
A - weight	94.0	0.0	-
C - weight	94.0	0.0	± 0.2
Flat	94.0	0.0	± 0.2

5.2 Time weighting at 1 kHz

Frequency Weighting	Measured Value (dB)	Deviated Value (dB)	Acceptance Limits (dB)
Fast	94.0	0.0	-
Slow	94.0	0.0	± 0.1
Leq	94.0	0.0	± 0.1

6. Long - term stability

Frequency Weighting	SLM Display at initial (dB)	SLM Display at final (dB)	Deviated Value (dB)	Acceptance Limits (dB)
A - weight	94.0	94.1	0.1	± 0.3

QF-TS12-04-04-020664

T. P. L.

Continuation of Calibration Certificate

Cert. No. : ACL22160
Job No. : VC65AC0069
Pages : 6 of 8

7. Level linearity on the reference level range

Anticipated Value (dB)	Measured Value (dB)	Deviated Value (dB)	Acceptance Limits (dB)
137.0	137.0	0.0	± 1.1
136.0	136.0	0.0	± 1.1
135.0	135.0	0.0	± 1.1
134.0	134.0	0.0	± 1.1
133.0	133.0	0.0	± 1.1
132.0	132.0	0.0	± 1.1
131.0	131.0	0.0	± 1.1
129.0	129.0	0.0	± 1.1
124.0	124.0	0.0	± 1.1
119.0	119.0	0.0	± 1.1
114.0	114.0	0.0	± 1.1
109.0	109.0	0.0	± 1.1
104.0	104.1	0.1	± 1.1
99.0	99.0	0.0	± 1.1
94.0	94.0	0.0	± 1.1
89.0	89.0	0.0	± 1.1
84.0	84.0	0.0	± 1.1
79.0	79.0	0.0	± 1.1
74.0	74.0	0.0	± 1.1
69.0	69.0	0.0	± 1.1
64.0	64.0	0.0	± 1.1
59.0	59.0	0.0	± 1.1
54.0	54.0	0.0	± 1.1
49.0	49.0	0.0	± 1.1
44.0	44.0	0.0	± 1.1
39.0	39.0	0.0	± 1.1
34.0	34.0	0.0	± 1.1
30.0	30.0	0.0	± 1.1
29.0	29.0	0.0	± 1.1
28.0	28.0	0.0	± 1.1
27.0	27.0	0.0	± 1.1
26.0	26.0	0.0	± 1.1
25.0	25.0	0.0	± 1.1

QF-TS12-04-04-020664

T. P. L.

Continuation of Calibration Certificate

Cert. No. : ACL22160
Job No. : VC65AC0069
Pages : 7 of 8

8. Level linearity including the level range control

Range	Anticipated Value (dB)	Measured Value (dB)	Deviated Value (dB)	Acceptance Limits (dB)
Auto	94.0	94.0	0.0	±1.1

9. Tone burst response

Time Weighting	Tone burst duration, Tb (ms)	Cycle	Anticipated Value (dB)	Measured Value (dB)	Deviated Value (dB)	Acceptance Limits (dB)
Fast	0.25	1	108.0	108.0	0.0	1.5 ; -5.0
	2	8	117.0	117.0	0.0	1.0 ; -2.5
	200	800	134.0	134.1	0.1	±1.0
Slow	2	8	108.0	108.0	0.0	1.5 ; -5.0
	200	800	127.6	127.6	0.0	±1.0
SEL	0.25	1	99.0	98.9	-0.1	1.5 ; -5.0
	2	8	108.0	108.0	0.0	1.0 ; -2.5
	200	800	128.0	128.1	0.1	±1.0

10. Peak C sound level

Number of cycle in test signal	Anticipated Value (dB)	Measured Value, L _{peak} (dB)	Deviated Value (dB)	Acceptance Limits (dB)
Continuous	133.0	133.0	0.0	-
One	136.4	135.3	-1.1	±3.0

Number of cycle in test signal	Anticipated Value (dB)	Measured Value (dB)	Deviated Value (dB)	Acceptance Limits (dB)
Continuous	133.0	133.0	0.0	-
Positive half cycle	135.4	135.1	-0.3	±2.0
Negative half cycle	135.4	135.1	-0.3	±2.0

QF-TS12-04-04-020664

T. P. L.

Continuation of Calibration Certificate

Cert. No. : ACL22160
Job No. : VC65AC0069
Pages : 8 of 8

11. Overload indication

Measured value (dB)		Deviated Value (dB)	Acceptance Limits (dB)
Positive one-half cycle	Negative one-half cycle		
89.5	89.6	0.1	±1.5

12. High level stability

Frequency Weighting	SLM Display at initial (dB)	SLM Display at final (dB)	Deviated Value (dB)	Acceptance Limits (dB)
A - weight	137.0	137.0	0.0	±0.3

The reported uncertainty is based on a standard uncertainty multiplied by coverage factor $k = 2$
or any value following calculation, providing a level of confidence of approximately 95 %

End of Calibration Certificate

QF-TS12-04-04-020664

T. Petchur

451-451/1 Sirinthorn Rd, Bangbunru, Bangplud Bangkok 10700 THAILAND.
Tel:0-2435-8800 Fax:0-2433-1679 e-mail:cal-center@sithiporn.com http://www.sithiporn.comCert. No. : ACL22181
Pages : 1 of 8

Calibration Certificate


Equipment : SOUND LEVEL METER
Manufacturer : RION
Model : NL-42/ Microphone UC-52 / Preamplifier NH-24
Serial No. : 00873057 / 171591 / 73333
ID No. : RYG_FS0381

Condition As Found : GOOD

Customer : ALS LABORATORY GROUP (THAILAND) CO., LTD.,
104 PHATTANAKAN 40, PHATTANAKAN ROAD,
KHWAENG PHATTANAKAN, KHET SUAN LUANG,
BANGKOK, 10250 THAILAND.

Location : -
Ambient Temperature : (23.0 ± 3) °C
Pressure : (101.3 ± 3) kPa
Relative Humidity : (50.0 ± 20) %

Received Date : 22 AUGUST 2022
Calibration Date : 26-31 AUGUST 2022
Date of Issue : 02 SEPTEMBER 2022



Calibrated by : Nathakorn Pisutpaisan

Approved by :

T. Petchur
(Thanakul Petchurai)

This certificate is issued in accordance with the requirements of ISO/IEC 17025 standard, may not be reproduced
other than in full, except with the prior written approval of the head of Calibration Laboratory.

QF-TS12-04-04-020664

Continuation of Calibration Certificate

Cert. No. : ACL22181
Job No. : VC65AC0077
Pages : 2 of 8

Calibration Procedure : CP-AC-01

Calibration Method :

This equipment was calibrated by based on IEC-61672-3 (2013) Standard for sound level meter (SLM).
The SLM had tests to Acoustical and Electrical signal tests of frequency weighting with Anechoic chamber and Reference
Standard Instruments.

For tests results of each items were made by observation of each Instruments display and also with SLM's display.

Condition of this result of calibration :

1. Reference Standard Instruments :

Instrument	Model	Serial No.	Cert. No.	Due Date
Waveform Generator	33210A	MY48017076	EF-0007-22	04-Feb-23
Waveform Generator	33511B	MY52302742	EF-0008-22	04-Feb-23
Digital Multimeter	33461A	MY53220104	EEL-BP_04/0265	09-Feb-23
Digital Multimeter	33461A	MY53220076	EEL-BP_03/0265	09-Feb-23
Digital Multimeter	34461A	MY60024273	EEL-BP_05/0265	09-Feb-23
Programmable Attenuator	MAT-1070	62100114	EF-0009-22	07-Feb-23
Condenser Microphone	4180	2977900	AA-1013-22	24-Feb-23
Measuring Amplifier	NA-42KAI	34560495	AA-3005-22	22-Feb-23

2. This result of calibration was found accurate as shown on date and place of calibration for this calibrated item only.

3. This certificate is traceable to the international system of unit maintained at :

3.1 National Institute of Metrology (Thailand).

3.2 Thailand Institute of Scientific and Technological Research (TISTR).

Continuation of Calibration Certificate

Cert. No. : ACL22181
Job No. : VC65AC0077
Pages : 3 of 8

Summary of Measurement Result :

Parameter	Pass	Fail	Uncertainty (dB)	Maximum-permitted uncertainty of measurement (dB)
1. Absolute sensitivity	✓	-	0.2	N/A
2. Self-generated noise	✓	-	0.2	N/A
3. Acoustical signal tests of frequency weightings				
125 Hz	✓	-	0.3	0.6
1000 Hz	✓	-	0.3	0.6
8000 Hz	✓	-	0.4	0.7
4. Electrical signal tests of frequency weightings				
For 10 Hz to 4 kHz	✓	-	0.3	0.6
For > 4 kHz to 10 kHz	✓	-	0.3	0.7
For > 10 kHz to 20 kHz	-	-	-	1.0
5. Frequency and time weightings at 1 kHz	✓	-	0.2	0.2
6. Long - term stability	✓	-	0.1	0.1
7. Level linearity on the reference level range	✓	-	0.2	0.3
8. Level linearity including the level range control	✓	-	0.2	0.3
9. Tone burst response	✓	-	0.2	0.3
10. Peak C sound level	✓	-	0.2	0.35
11. Overload indication	✓	-	0.2	0.25
12. High level stability	✓	-	0.1	0.1

QF-TS12-04-04-020664

T. Petchur

QF-TS12-04-04-020664

T. Petchur

Continuation of Calibration Certificate

Cert. No. : ACL22181
Job No. : VC65AC0077
Pages : 4 of 8

Result of calibration :

1. Absolute sensitivity

Reference Acoustic Signal (dB)	Measured Value (dB)	Deviation (dB)	Acceptance Limit (dB)
93.9 (93.95)	93.9	0.0	±0.3

2. Self-generated noise

2.1 Normal test

Measured Value (dB)
15.4

2.2 The microphone of the sound level meter was replaced by electrical signal input device.

Frequency Weighting	Measured value (dB)
A - weight	12.0
C - weight	18.3
Flat	24.0

3. Acoustical signal tests of frequency weightings

Meter free-field acoustic response at a level of 84 dB

Frequency (Hz)	Deviation from various frequency weighting response curve (dB)			
	Flat	C-weight	A-weight	Acceptance Limits
125	0.2	0.2	0.2	± 1.5
1000	0.0	0.0	0.0	± 1.0
8000	0.2	0.2	0.2	±5.0

QF-TS12-04-04-020664

T. Petch

Continuation of Calibration Certificate

Cert. No. : ACL22181
Job No. : VC65AC0077
Pages : 5 of 8

4. Electrical signal tests of frequency weightings

Weighting network response with relative to 1 kHz.

Frequency (Hz)	Deviation from various frequency weighting response curve (dB)			
	Flat	C-weight	A-weight	Acceptance Limits
63	-0.1	-0.1	-0.1	±2.0
125	-0.1	0.0	-0.1	±1.5
250	0.0	0.0	-0.1	±1.5
500	0.0	0.0	-0.1	±1.5
1000	0.0	0.0	0.0	±1.0
2000	0.0	0.0	0.0	±2.0
4000	0.0	0.0	0.0	±3.0
8000	0.0	0.0	0.0	±5.0

5. Frequency and time weightings at 1 kHz

5.1 Frequency weightings at 1 kHz

Frequency Weighting	Measured Value (dB)	Deviated Value (dB)	Acceptance Limits (dB)
A - weight	94.0	0.0	-
C - weight	94.0	0.0	± 0.2
Flat	94.0	0.0	± 0.2

5.2 Time weighting at 1 kHz

Frequency Weighting	Measured Value (dB)	Deviated Value (dB)	Acceptance Limits (dB)
Fast	94.0	0.0	-
Slow	94.0	0.0	± 0.1
Leq	94.0	0.0	± 0.1

6. Long - term stability

Frequency Weighting	SLM Display at initial (dB)	SLM Display at final (dB)	Deviated Value (dB)	Acceptance Limits (dB)
A - weight	94.0	94.0	0.0	± 0.3

QF-TS12-04-04-020664

T. Petch

Continuation of Calibration Certificate

Cert. No. : ACL22181
Job No. : VC65AC0077
Pages : 6 of 8

7. Level linearity on the reference level range

Anticipated Value (dB)	Measured Value (dB)	Deviated Value (dB)	Acceptance Limits (dB)
137.0	137.1	0.1	± 1.1
136.0	136.1	0.1	± 1.1
135.0	135.1	0.1	± 1.1
134.0	134.1	0.1	± 1.1
133.0	133.0	0.0	± 1.1
132.0	132.0	0.0	± 1.1
131.0	131.0	0.0	± 1.1
129.0	129.1	0.1	± 1.1
124.0	124.1	0.1	± 1.1
119.0	119.1	0.1	± 1.1
114.0	114.1	0.1	± 1.1
109.0	109.1	0.1	± 1.1
104.0	104.1	0.1	± 1.1
99.0	99.0	0.0	± 1.1
94.0	94.0	0.0	± 1.1
89.0	89.0	0.0	± 1.1
84.0	84.0	0.0	± 1.1
79.0	79.0	0.0	± 1.1
74.0	74.0	0.0	± 1.1
69.0	69.0	0.0	± 1.1
64.0	64.0	0.0	± 1.1
59.0	59.0	0.0	± 1.1
54.0	54.0	0.0	± 1.1
49.0	49.0	0.0	± 1.1
44.0	44.0	0.0	± 1.1
39.0	39.0	0.0	± 1.1
34.0	34.0	0.0	± 1.1
30.0	29.9	-0.1	± 1.1
29.0	28.9	-0.1	± 1.1
28.0	28.0	0.0	± 1.1
27.0	26.9	-0.1	± 1.1
26.0	25.9	-0.1	± 1.1
25.0	25.0	0.0	± 1.1

QF-TS12-04-04-020664

T. Petch

Continuation of Calibration Certificate

Cert. No. : ACL22181
Job No. : VC65AC0077
Pages : 7 of 8

8. Level linearity including the level range control

Range	Anticipated Value (dB)	Measured Value (dB)	Deviated Value (dB)	Acceptance Limits (dB)
Auto	94.0	94.0	0.0	±1.1

9. Tone burst response

Time Weighting	Tone burst duration, Tb (ms)	Cycle	Anticipated Value (dB)	Measured Value (dB)	Deviated Value (dB)	Acceptance Limits (dB)
Fast	0.25	1	108.0	107.9	-0.1	1.5 ; -5.0
	2	8	117.0	117.0	0.0	1.0 ; -2.5
	200	800	134.0	134.0	0.0	±1.0
Slow	2	8	108.0	108.0	0.0	1.5 ; -5.0
	200	800	127.6	127.6	0.0	±1.0
SEL	0.25	1	99.0	98.9	-0.1	1.5 ; -5.0
	2	8	108.0	108.0	0.0	1.0 ; -2.5
	200	800	128.0	128.0	0.0	±1.0

10. Peak C sound level

Number of cycle in test signal	Anticipated Value (dB)	Measured Value, Lcpeak (dB)	Deviated Value (dB)	Acceptance Limits (dB)
Continuous	133.0	133.0	0.0	-
One	136.4	136.1	-0.3	±3.0

Number of cycle in test signal	Anticipated Value (dB)	Measured Value (dB)	Deviated Value (dB)	Acceptance Limits (dB)
Continuous	133.0	133.0	0.0	-
Positive half cycle	135.4	135.1	-0.3	±2.0
Negative half cycle	135.4	135.1	-0.3	±2.0

QF-TS12-04-04-020664

T. Petch

Continuation of Calibration Certificate

Cert. No. : ACL22181
Job No. : VC65AC0077
Pages : 8 of 8

11. Overload indication

Measured value (dB)		Deviated Value (dB)	Acceptance Limits (dB)
Positive one-half cycle	Negative one-half cycle		
89.5	89.6	0.1	±1.5

12. High level stability

Frequency Weighting	SLM Display at initial (dB)	SLM Display at final (dB)	Deviated Value (dB)	Acceptance Limits (dB)
A-weight	137.0	137.0	0.0	±0.3

The reported uncertainty is based on a standard uncertainty multiplied by coverage factor $k = 2$ or any value following calculation, providing a level of confidence of approximately 95 %

End of Calibration Certificate

QF-TS12-04-04-020664

T. Petchur

451-451/1 Sirinthorn Rd., Bangbunru, Bangplud Bangkok 10700 THAILAND.
Tel: 0-2435-8800 Fax: 0-2433-1679 e-mail: cal-center@sithiporn.com http://www.sithiporn.comCert. No. : ACL22158
Pages : 1 of 8

Calibration Certificate

Equipment : SOUND LEVEL METER
Manufacturer : RION
Model : NI-42/ Microphone UC-52 / Preamplifier NII-24
Serial No. : 00472127 / 169440 / 72461
ID No. : RYG_FS0302

Condition As Found : GOOD

Customer : ALS LABORATORY GROUP (THAILAND) CO., LTD.
104 PHATTHANAKAN 40, PHATTHANAKAN ROAD,
KHWAENG PHATTHANAKAN, KHET SUAN LUANG,
BANGKOK, 10250 THAILAND.

Location :
Ambient Temperature : (23.0 ± 3) °C
Pressure : (101.3 ± 3) kPa
Relative Humidity : (50.0 ± 20) %

Received Date : 06 JULY 2022
Calibration Date : 11-18 JULY 2022
Date of Issue : 19 JULY 2022



Calibrated by : Nathakorn Pisutpaisan

Approved by :

T. Petchur
(Thanakul Petchurai)

This certificate is issued in accordance with the requirements of ISO/IEC 17025 standard, may not be reproduced other than in full, except with the prior written approval of the head of Calibration Laboratory.

QF-TS12-04-04-020664

Continuation of Calibration Certificate

Cert. No. : ACL22158
Job No. : VC65AC0069
Pages : 2 of 8

Calibration Procedure : CP-AC-01

Calibration Method :

This equipment was calibrated by based on IEC-61672-3 (2013) Standard for sound level meter (SLM).
The SLM had tests to Acoustical and Electrical signal tests of frequency weighting with Anechoic chamber and Reference Standard Instruments.

For tests results of each items were made by observation of each Instruments display and also with SLM's display.

Condition of this result of calibration :

1. Reference Standard Instruments :

Instrument	Model	Serial No.	Cert. No.	Due Date
Waveform Generator	33210A	MY48017076	EF-0007-22	04-Feb-23
Waveform Generator	33511B	MY52302742	EF-0008-22	04-Feb-23
Digital Multimeter	33461A	MY53220104	EEL-BP_04/0265	09-Feb-23
Digital Multimeter	33461A	MY53220076	EEL-BP_03/0265	09-Feb-23
Digital Multimeter	34461A	MY60024273	EEL-BP_05/0265	09-Feb-23
Programmable Attenuator	MAT-1070	62100114	EF-0009-22	07-Feb-23
Condenser Microphone	4180	2977900	AA-1013-22	24-Feb-23
Measuring Amplifier	NA-42KA1	34560495	AA-3005-22	22-Feb-23

2. This result of calibration was found accurate as shown on date and place of calibration for this calibrated item only.

3. This certificate is traceable to the international system of unit maintained at :

- 3.1 National Institute of Metrology (Thailand).
- 3.2 Thailand Institute of Scientific and Technological Research (TISTR).

Continuation of Calibration Certificate

Cert. No. : ACL22158
Job No. : VC65AC0069
Pages : 3 of 8

Summary of Measurement Result :

Parameter	Pass	Fail	Uncertainty (dB)	Maximum-permitted uncertainty of measurement (dB)
1. Absolute sensitivity	✓	-	0.2	N/A
2. Self-generated noise	✓	-	0.2	N/A
3. Acoustical signal tests of frequency weightings				
125 Hz	✓	-	0.3	0.6
1000 Hz	✓	-	0.3	0.6
8000 Hz	✓	-	0.3	0.7
4. Electrical signal tests of frequency weightings				
For 10 Hz to 4 kHz	✓	-	0.3	0.6
For > 4 kHz to 10 kHz	✓	-	0.3	0.7
For > 10 kHz to 20 kHz	-	-	-	1.0
5. Frequency and time weightings at 1 kHz	✓	-	0.2	0.2
6. Long-term stability	✓	-	0.1	0.1
7. Level linearity on the reference level range	✓	-	0.2	0.3
8. Level linearity including the level range control	✓	-	0.2	0.3
9. Tone burst response	✓	-	0.2	0.3
10. Peak C sound level	✓	-	0.2	0.35
11. Overload indication	✓	-	0.2	0.25
12. High level stability	✓	-	0.1	0.1

QF-TS12-04-04-020664

T. Petchur

QF-TS12-04-04-020664

T. Petchur

Continuation of Calibration Certificate

Cert. No. : ACL22158
Job No. : VC65AC0069
Pages : 4 of 8

Result of calibration :

1. Absolute sensitivity

Reference Acoustic Signal (dB)	Measured Value (dB)	Deviation (dB)	Acceptance Limit (dB)
93.9 (93.95)	93.9	0.0	±0.3

2. Self-generated noise

2.1 Normal test

Measured Value (dB)
17.3

2.2 The microphone of the sound level meter was replaced by electrical signal input device

Frequency Weighting	Measured value (dB)
A - weight	12.0
C - weight	18.1
Flat	23.9

3. Acoustical signal tests of frequency weightings

Meter free-field acoustic response at a level of 84 dB

Frequency (Hz)	Deviation from various frequency weighting response curve (dB)			
	Flat	C-weight	A-weight	Acceptance Limits
125	0.0	0.0	0.1	± 1.5
1000	-0.1	-0.1	-0.1	± 1.0
8000	0.4	0.4	0.5	±5.0

QF-TS12-04-04-020664

T. B. A.

Continuation of Calibration Certificate

Cert. No. : ACL22158
Job No. : VC65AC0069
Pages : 5 of 8

4. Electrical signal tests of frequency weightings

Weighting network response with relative to 1 kHz.

Frequency (Hz)	Deviation from various frequency weighting response curve (dB)			
	Flat	C-weight	A-weight	Acceptance Limits
63	0.0	-0.1	-0.1	±2.0
125	0.0	0.1	0.0	±1.5
250	0.0	0.0	0.0	±1.5
500	0.0	0.0	0.0	±1.5
1000	0.0	0.0	0.0	±1.0
2000	0.0	0.0	0.0	±2.0
4000	0.0	0.0	0.0	±3.0
8000	0.0	0.1	0.1	±5.0

5. Frequency and time weightings at 1 kHz

5.1 Frequency weightings at 1 kHz

Frequency Weighting	Measured Value (dB)	Deviated Value (dB)	Acceptance Limits (dB)
A - weight	94.0	0.0	-
C - weight	94.0	0.0	± 0.2
Flat	94.0	0.0	± 0.2

5.2 Time weighting at 1 kHz

Frequency Weighting	Measured Value (dB)	Deviated Value (dB)	Acceptance Limits (dB)
Fast	94.0	0.0	-
Slow	94.0	0.0	± 0.1
Leq	94.0	0.0	± 0.1

6. Long - term stability

Frequency Weighting	SLM Display at initial (dB)	SLM Display at final (dB)	Deviated Value (dB)	Acceptance Limits (dB)
A - weight	94.0	94.0	0.0	± 0.3

QF-TS12-04-04-020664

T. B. A.

Continuation of Calibration Certificate

Cert. No. : ACL22158
Job No. : VC65AC0069
Pages : 6 of 8

7. Level linearity on the reference level range

Anticipated Value (dB)	Measured Value (dB)	Deviated Value (dB)	Acceptance Limits (dB)
137.0	137.0	0.0	± 1.1
136.0	136.0	0.0	± 1.1
135.0	135.0	0.0	± 1.1
134.0	134.0	0.0	± 1.1
133.0	133.0	0.0	± 1.1
132.0	132.0	0.0	± 1.1
131.0	131.0	0.0	± 1.1
129.0	129.0	0.0	± 1.1
124.0	124.0	0.0	± 1.1
119.0	119.0	0.0	± 1.1
114.0	114.0	0.0	± 1.1
109.0	109.0	0.0	± 1.1
104.0	104.0	0.0	± 1.1
99.0	99.0	0.0	± 1.1
94.0	94.0	0.0	± 1.1
89.0	89.0	0.0	± 1.1
84.0	84.0	0.0	± 1.1
79.0	79.0	0.0	± 1.1
74.0	74.0	0.0	± 1.1
69.0	69.0	0.0	± 1.1
64.0	64.0	0.0	± 1.1
59.0	59.0	0.0	± 1.1
54.0	53.9	-0.1	± 1.1
49.0	48.9	-0.1	± 1.1
44.0	43.9	-0.1	± 1.1
39.0	38.9	-0.1	± 1.1
34.0	33.9	-0.1	± 1.1
30.0	30.0	0.0	± 1.1
29.0	29.0	0.0	± 1.1
28.0	28.0	0.0	± 1.1
27.0	27.0	0.0	± 1.1
26.0	26.0	0.0	± 1.1
25.0	25.0	0.0	± 1.1

QF-TS12-04-04-020664

T. B. A.

Continuation of Calibration Certificate

Cert. No. : ACL22158
Job No. : VC65AC0069
Pages : 7 of 8

8. Level linearity including the level range control

Range	Anticipated Value (dB)	Measured Value (dB)	Deviated Value (dB)	Acceptance Limits (dB)
Auto	94.0	94.0	0.0	±1.1

9. Tone burst response

Time Weighting	Tone burst duration, Tb (ms)	Cycle	Anticipated Value (dB)	Measured Value (dB)	Deviated Value (dB)	Acceptance Limits (dB)
Fast	0.25	1	108.0	107.9	-0.1	1.5 ; -5.0
	2	8	117.0	117.0	0.0	1.0 ; -2.5
	200	800	134.0	134.0	0.0	±1.0
Slow	2	8	108.0	108.0	0.0	1.5 ; -5.0
	200	800	127.6	127.6	0.0	±1.0
SEL	0.25	1	99.0	98.9	-0.1	1.5 ; -5.0
	2	8	108.0	108.0	0.0	1.0 ; -2.5
	200	800	128.0	128.0	0.0	±1.0

10. Peak C sound level

Number of cycle in test signal	Anticipated Value (dB)	Measured Value, Lcpeak (dB)	Deviated Value (dB)	Acceptance Limits (dB)
Continuous	133.0	133.0	0.0	-
One	136.4	136.0	-0.4	±3.0

Number of cycle in test signal	Anticipated Value (dB)	Measured Value (dB)	Deviated Value (dB)	Acceptance Limits (dB)
Continuous	133.0	133.0	0.0	-
Positive half cycle	135.4	135.2	-0.2	±2.0
Negative half cycle	135.4	135.2	-0.2	±2.0

QF-TS12-04-04-020664

T. B. A.

Continuation of Calibration Certificate

Cert. No. : ACL22158
Job No. : VC65AC0069
Pages : 8 of 8

11. Overload indication

Measured value (dB)		Deviated Value (dB)	Acceptance Limits (dB)
Positive one-half cycle	Negative one-half cycle		
89.6	89.5	-0.1	±1.5

12. High level stability

Frequency Weighting	SLM Display at initial (dB)	SLM Display at final (dB)	Deviated Value (dB)	Acceptance Limits (dB)
A - weight	137.0	137.0	0.0	±0.3

The reported uncertainty is based on a standard uncertainty multiplied by coverage factor $k = 2$ or any value following calculation providing a level of confidence of approximately 95 %

End of Calibration Certificate

QF-TS12-04-04-020664

RYG_EN0038

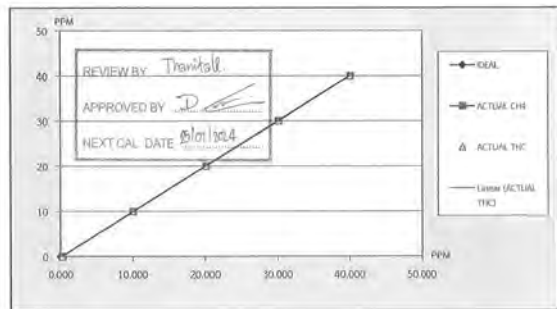


TEST REPORT

CUSTOMER NAME	: ALS Laboratory Group (Thailand) Co., Ltd. (บริษัท แอลเอส แลบบอรี กรุ๊ป (ประเทศไทย) จำกัด)			
EQUIPMENT NAME	: THC Analyzer			
MANUFACTURER	: HORIBA	MODEL	: APHA-370	
		SERIAL NO	: UA3NG4TH	
STANDARD GAS CONCENTRATION (PPM)	: 506.1 PPM		CYLINDER NO	: CC734373
CYLINDER PRESSURE (psig)	: 1,600 PSI		CERTIFIED DATE	: 12/05/2020
CERTIFIED BY	: AIRGAS		EXPIRED DATE	: 12/05/2028

TEST RESULTS

POINT NO	TEST RESULTS						
	IDEAL	ACTUAL CH4	ERROR CH4	%ERROR CH4	ACTUAL THC	ERROR THC	%ERROR THC
ZERO	0.000	0.210	0.210	-	0.200	0.200	-
1	10.000	10.050	0.050	0.50	10.050	0.050	0.50
2	20.000	20.120	0.120	0.60	20.150	0.150	0.75
3	30.000	30.110	0.110	0.37	30.050	0.050	0.17
4	40.000	40.030	0.030	0.08	40.030	0.030	0.08
AVERAGE (%)				0.39			0.37



CALIBRATED BY: [Signature] DATE: 25/1/16
CHECKED BY: [Signature] DATE: 25/1/16
NAC SITHIPORN ASSOCIATES CO., LTD.

ผลการสอบเทียบมีความแม่นยำเป็นที่ยอมรับ : เจ้าหน้าที่ฝ่ายบริการลูกค้า, โทร 02-868-0812 # 15,16, E-Mail : Engineering@natec.com
เลขที่ 63/14-15,67/35-36 ถนนเพชรเกษม 7,7/1 แขวงคลองจั่น เขตบางกะปิ กรุงเทพมหานคร 10600 โทร 02-868-0812-13 โทรสาร 02-868-1089

FO-FR-206 R01/22-10-14

J NAC CHECK LIST

CUSTOMER NAME : ALS Laboratory Group (Thailand) Co., Ltd. (บริษัท แอลเอส แลบบอรี กรุ๊ป (ประเทศไทย) จำกัด)
EQUIPMENT NAME : THC Analyzer
MANUFACTURER : HORIBA MODEL : APHA-370 SERIAL NO. : UA30GTHB

TEST VALUES			
NO.	THC Analyzer (APHA - 370)	UNIT	BEFORE AFTER
1	Signal (CH4)	mV	4.300 42.400
2	Signal (THC)	mV	5.200 64.400
3	Detection	Temp °C , Standard Value : Ambient Temp (5°C to 15°C) Pressure kPa , Standard Value : (Ambient/1013x100-20)±4kPa	46.700 50.000 70.000 70.100
4	Ambient	kPa current atmospheric pressure	101.000 101.100
5	Purifier	°C , Standard Value : 390 °C to 430 °C kPa , Normal value : 8 kPa to 25 kPa	420.000 421.200 9.800 9.800
6	NMHC	°C , Standard Value : 230 °C to 260 °C	244.800 245.100
7	DC 24 V	V , Standard Value : 24 V ± 0.5 V	23.900 23.900
8	DC 5 V	V , Standard Value : 5 V ± 0.5 V	5.000 5.000
9	Bypass (Optional)	L/min, Normal value : 0.9 L/min ± 0.3 L/min	- -
10	Over Flow (Optional)	L/min, Standard Value : 0.2 L/min or More	- -
11	CH4 Sampling Reading	PPM	3.550 2.330
12	NMHC Sampling Reading	PPM	4.280 1.150
13	THC Sampling Reading	PPM	8.810 3.480
14	Zero Gas CH4/THC	PPM	0.21/0.20 0.00/0.00
15	Span Gas	PPM	54.87/55.78 80.03/80.03
16	Gas H2	20 PSI	20 20

Remark : Reference : EX-EN 017-56 , Ambient HC Monitor APIA-370 Operation Manual Page #81
Remark : (Ambient temperature = 5°C to 40°C)

อาการที่ตรวจพบ : Service Maintenance

รายละเอียดการดำเนินการ : ทำ Calibration Zero/Span , Multigas

ผลการดำเนินการ : เรียบร้อย เครื่องสามารถดำเนินการตรวจวัดได้ตามปกติ

CALIBRATED BY: [Signature] DATE: 25/1/16
CHECKED BY: [Signature] DATE: 25/1/16
NAC SITHIPORN ASSOCIATES CO., LTD.

ผลการสอบเทียบมีความแม่นยำเป็นที่ยอมรับ : เจ้าหน้าที่ฝ่ายบริการลูกค้า, โทร 02-868-0812 # 15,16, E-Mail : Engineering@natec.com
เลขที่ 63/14-15,67/35-36 ถนนเพชรเกษม 7,7/1 แขวงคลองจั่น เขตบางกะปิ กรุงเทพมหานคร 10600 โทร 02-868-0812-13 โทรสาร 02-868-1089

FO-FR-206 R01/22-10-14

SITHIPORN ASSOCIATES CO.,LTD.
CALIBRATION LABORATORY

451-451/1 Sirinthorn Rd, Bangbunru, Bangplud Bangkok 10700 THAILAND
Tel:0-2435-8800 Fax:0-2433-1679 e-mail:cal-center@sithphom.com http://www.sithphom.com



Cert. No. : ACC22023
Pages : 1 of 3

Calibration Certificate

Equipment : SOUND CALIBRATOR
Manufacturer : RION
Model : NC-74
Serial No. : 34178123
ID No. : RYG_FS0215

Condition As Found : GOOD

Customer : ALS LABORATORY GROUP (THAILAND) CO., LTD.
104 PHATTHANAKAN 40, PHATTHANAKAN ROAD,
KHWAENG PHATTHANAKAN, KHET SUAN LUANG,
BANGKOK, 10250 THAILAND.

Location :
Ambient Temperature : (23.0 ± 3) °C
Pressure : (101.3 ± 3) kPa
Relative Humidity : (50.0 ± 20) %

Received Date : 22 AUGUST 2022
Calibration Date : 31 AUGUST 2022
Date of Issue : 02 SEPTEMBER 2022

Calibrated by : Nathakorn Pisutpaisan

Approved by : [Signature]
(Thanakul Petchurai)

This certificate is issued in accordance with the requirements of ISO/IEC 17025 standard, may not be reproduced other than in full, except with the prior written approval of the head of Calibration Laboratory.

QF-TS12-04-04-020664

Continuation of Calibration Certificate

Cert. No. : ACC22023
Job No. : VC65AC0077
Pages : 2 of 3

Calibration Procedure : CP-AC-03

Calibration Method :

This equipment was calibrated by based on IEC-60942-2003 Standard.

The sound pressure level, frequency and total distortion of the sound calibrator was measured using the reference microphone.

Condition of this result of calibration :

1. Reference Standard Instruments :

Instrument	Model	Serial No.	Cert. No.	Due Date
Waveform Generator	33511B	MY52302742	EF-0008-22	04-Feb-23
Digital Multimeter	33461A	MY53220104	EEL_BP_04/0265	09-Feb-23
Digital Multimeter	33461A	MY53220076	EEL_BP_03/0265	09-Feb-23
Digital Multimeter	33461A	MY60024273	EEL_BP_05/0265	09-Feb-23
Programmable Attenuator	MAT-1070	62100114	EF-0009-22	07-Feb-23
Condenser Microphone	4180	2977900	AA-1013-22	24-Feb-23
Measuring Amplifier	NA-42KA1	34560495	AA-3005-22	22-Feb-23
Audio Analyzer	AVR-3360A	V744B6069	EF-0010-22	07-Feb-23

2. This result of calibration was found accurate as shown on date and place of calibration for this calibrated item only.

3. This certificate is traceable to the international system of unit maintained at :

3.1 National Institute of Metrology (Thailand).

3.2 Thailand Institute of Scientific and Technological Research (TISTR)

QF-TS12-04-04-020664

Continuation of Calibration Certificate

Cert. No. : ACC22023
Job No. : VC65AC0077
Pages : 3 of 3

Result of calibration :

1. Sound pressure level

Specified sound pressure level (dB)	Measured value (dB)	Deviated value (dB)	Uncertainty (dB)	Tolerance limit (dB)
94	94.04	0.04	0.14	0.40

2. Frequency

Specified Frequency (Hz)	Measured value (Hz)	Deviated value (%)	Uncertainty (%)	Tolerance limit (%)
1000	1001.5	0.1	0.1	1.0

3. Total distortion

Measured value (%)	Uncertainty (%)	Tolerance limit (%)
1.70	0.10	3.0

The reported uncertainty is based on a standard uncertainty multiplied by coverage factor $k = 2$ or any value following calculation, providing a level of confidence of approximately 95 %

End of Calibration Certificate

QF-TS12-04-04-020664

SITHIPORN ASSOCIATES CO.,LTD.
CALIBRATION LABORATORY451-451/1 Sirinthorn Rd., Bangbunru, Bangplud Bangkok 10700 THAILAND.
Tel.0-2435-8800 Fax.0-2433-1679 e-mail:cal-center@sithiporn.com http://www.sithiporn.comCert. No. : ACL22231
Pages : 1 of 8

Calibration Certificate

Equipment : SOUND LEVEL METER
Manufacturer : RION
Model : NL-42/ Microphone UC-52 / Preamplifier NH-24
Serial No. : 00472126 / 176915 / 88180
ID No. : RYG_FS0301

Condition As Found : GOOD

Customer : ALS LABORATORY GROUP (THAILAND) CO., LTD.
104 PHATTHANAKAN 40, PHATTHANAKAN ROAD,
KHWAENG PHATTHANAKAN, KHET SUAN LUANG,
BANGKOK, 10250 THAILAND.

Location :
Ambient Temperature : (23.0 ± 3) °C
Pressure : (101.3 ± 3) kPa
Relative Humidity : (50.0 ± 20) %

Received Date : 03 OCTOBER 2022
Calibration Date : 18-19 OCTOBER 2022
Date of Issue : 20 OCTOBER 2022



Calibrated by : Nattakorn Pisutpaisan

Approved by :

T. Petchurni
(Thanakul Petchurni)

This certificate is issued in accordance with the requirements of ISO/IEC 17025 standard, may not be reproduced other than in full, except with the prior written approval of the head of Calibration Laboratory.

QF-TS12-04-04-020664

Continuation of Calibration Certificate

Cert. No. : ACL22231
Job No. : VC65AC0088
Pages : 2 of 8

Calibration Procedure : CP-AC-01

Calibration Method :

This equipment was calibrated by based on IEC-61672-3 (2013) Standard for sound level meter (SLM).

The SLM had tests to Acoustical and Electrical signal tests of frequency weighting with Anechoic chamber and Reference Standard Instruments.

For tests results of each items were made by observation of each Instruments' display and also with SLM's display.

Condition of this result of calibration :

1. Reference Standard Instruments :

Instrument	Model	Serial No.	Cert. No.	Due Date
Waveform Generator	33210A	MY48017076	EF-0007-22	04-Feb-23
Waveform Generator	33511B	MY52302742	EF-0008-22	04-Feb-23
Digital Multimeter	33461A	MY53220104	EEL_BP_04/0265	09-Feb-23
Digital Multimeter	33461A	MY53220076	EEL_BP_03/0265	09-Feb-23
Digital Multimeter	33461A	MY60024273	EEL_BP_05/0265	09-Feb-23
Programmable Attenuator	MAT-1070	62100114	EF-0009-22	07-Feb-23
Condenser Microphone	4180	2977900	AA-1013-22	24-Feb-23
Measuring Amplifier	NA-42KA1	34560495	AA-3005-22	22-Feb-23

2. This result of calibration was found accurate as shown on date and place of calibration for this calibrated item only.

3. This certificate is traceable to the international system of unit maintained at :

3.1 National Institute of Metrology (Thailand).

3.2 Thailand Institute of Scientific and Technological Research (TISTR)

QF-TS12-04-04-020664

Continuation of Calibration Certificate

Cert. No. : ACL22231
Job No. : VC65AC0088
Pages : 3 of 8

Summary of Measurement Result :

Parameter	Pass	Fail	Uncertainty (dB)	Maximum-permitted uncertainty of measurement (dB)
1. Absolute sensitivity	✓	-	0.2	N/A
2. Self-generated noise	✓	-	0.2	N/A
3. Acoustical signal tests of frequency weightings				
125 Hz	✓	-	0.3	0.6
1000 Hz	✓	-	0.3	0.6
8000 Hz	✓	-	0.3	0.7
4. Electrical signal tests of frequency weightings				
For 10 Hz to 4 kHz	✓	-	0.3	0.6
For > 4 kHz to 10 kHz	✓	-	0.3	0.7
For > 10 kHz to 20 kHz	-	-	-	1.0
5. Frequency and time weightings at 1 kHz	✓	-	0.2	0.2
6. Long - term stability	✓	-	0.1	0.1
7. Level linearity on the reference level range	✓	-	0.2	0.3
8. Level linearity including the level range control	✓	-	0.2	0.3
9. Tone burst response	✓	-	0.2	0.3
10. Peak C sound level	✓	-	0.2	0.35
11. Overload indication	✓	-	0.2	0.25
12. High level stability	✓	-	0.1	0.1

QF-TS12-04-04-020664

T. Reth.

Continuation of Calibration Certificate

Cert. No. : ACL22231
Job No. : VC65AC0088
Pages : 4 of 8

Result of calibration :

1. Absolute sensitivity

Reference Acoustic Signal (dB)	Measured Value (dB)	Deviation (dB)	Acceptance Limit (dB)
93.9 (93.95)	93.9	0.0	±0.3

2. Self-generated noise

2.1 Normal test

Measured Value (dB)
14.6

2.2 The microphone of the sound level meter was replaced by electrical signal input device.

Frequency Weighting	Measured value (dB)
A - weight	9.9
C - weight	16.7
Flat	22.5

3. Acoustical signal tests of frequency weightings

Meter free-field acoustic response at a level of 84 dB

Frequency (Hz)	Deviation from various frequency weighting response curve (dB)			
	Flat	C-weight	A-weight	Acceptance Limits
125	-7.6	-7.6	-7.3	± 1.5
1000	0.5	0.5	0.5	± 1.0
8000	-5.1	-5.1	-5.1	±5.0

QF-TS12-04-04-020664

T. Reth.

Continuation of Calibration Certificate

Cert. No. : ACL22231
Job No. : VC65AC0088
Pages : 5 of 8

4. Electrical signal tests of frequency weightings

Weighting network response with relative to 1 kHz.

Frequency (Hz)	Deviation from various frequency weighting response curve (dB)			
	Flat	C-weight	A-weight	Acceptance Limits
63	-0.1	-0.1	-0.1	±2.0
125	0.0	0.0	-0.1	±1.5
250	0.0	-0.1	-0.1	±1.5
500	0.0	0.0	-0.1	±1.5
1000	0.0	0.0	0.0	±1.0
2000	0.0	0.0	0.0	±2.0
4000	0.0	0.0	0.0	±3.0
8000	0.0	0.1	0.1	±5.0

5. Frequency and time weightings at 1 kHz

5.1 Frequency weightings at 1 kHz

Frequency Weighting	Measured Value (dB)	Deviated Value (dB)	Acceptance Limits (dB)
A - weight	94.0	0.0	-
C - weight	94.0	0.0	± 0.2
Flat	94.0	0.0	± 0.2

5.2 Time weighting at 1 kHz

Frequency Weighting	Measured Value (dB)	Deviated Value (dB)	Acceptance Limits (dB)
Fast	94.0	0.0	-
Slow	94.0	0.0	± 0.1
Leq	94.0	0.0	± 0.1

6. Long - term stability

Frequency Weighting	SLM Display at initial (dB)	SLM Display at final (dB)	Deviated Value (dB)	Acceptance Limits (dB)
A - weight	94.0	94.0	0.0	± 0.3

QF-TS12-04-04-020664

T. Reth.

Continuation of Calibration Certificate

Cert. No. : ACL22231
Job No. : VC65AC0088
Pages : 6 of 8

7. Level linearity on the reference level range

Anticipated Value (dB)	Measured Value (dB)	Deviated Value (dB)	Acceptance Limits (dB)
137.0	137.0	0.0	± 1.1
136.0	136.0	0.0	± 1.1
135.0	135.0	0.0	± 1.1
134.0	134.0	0.0	± 1.1
133.0	133.0	0.0	± 1.1
132.0	131.9	-0.1	± 1.1
131.0	131.0	0.0	± 1.1
129.0	129.0	0.0	± 1.1
124.0	124.0	0.0	± 1.1
119.0	119.0	0.0	± 1.1
114.0	114.0	0.0	± 1.1
109.0	109.0	0.0	± 1.1
104.0	104.0	0.0	± 1.1
99.0	99.0	0.0	± 1.1
94.0	94.0	0.0	± 1.1
89.0	89.0	0.0	± 1.1
84.0	84.0	0.0	± 1.1
79.0	79.0	0.0	± 1.1
74.0	74.0	0.0	± 1.1
69.0	69.0	0.0	± 1.1
64.0	64.0	0.0	± 1.1
59.0	59.0	0.0	± 1.1
54.0	54.0	0.0	± 1.1
49.0	49.0	0.0	± 1.1
44.0	44.0	0.0	± 1.1
39.0	39.0	0.0	± 1.1
34.0	34.0	0.0	± 1.1
30.0	30.0	0.0	± 1.1
29.0	29.0	0.0	± 1.1
28.0	28.0	0.0	± 1.1
27.0	27.0	0.0	± 1.1
26.0	25.9	-0.1	± 1.1
25.0	24.9	-0.1	± 1.1

QF-TS12-04-04-020664

T. Reth.

Continuation of Calibration Certificate

Cert. No. : ACL22231
Job No. : VC65AC0088
Pages : 7 of 8

8. Level linearity including the level range control

Range	Anticipated Value (dB)	Measured Value (dB)	Deviated Value (dB)	Acceptance Limits (dB)
Auto	94.0	94.0	0.0	±1.1

9. Tone burst response

Time Weighting	Tone burst duration, Tb (ms)	Cycle	Anticipated Value (dB)	Measured Value (dB)	Deviated Value (dB)	Acceptance Limits (dB)
Fast	0.25	1	108.0	107.9	-0.1	1.5 ; -5.0
	2	8	117.0	117.0	0.0	1.0 ; -2.5
	200	800	134.0	134.0	0.0	±1.0
Slow	2	8	108.0	108.0	0.0	1.5 ; -5.0
	200	800	127.6	127.6	0.0	±1.0
	0.25	1	99.0	98.9	-0.1	1.5 ; -5.0
SEL	2	8	108.0	108.0	0.0	1.0 ; -2.5
	200	800	128.0	128.0	0.0	±1.0

10. Peak C' sound level

Number of cycle in test signal	Anticipated Value (dB)	Measured Value, L _{peak} (dB)	Deviated Value (dB)	Acceptance Limits (dB)
Continuous	133.0	133.0	0.0	-
One	136.4	136.4	0.0	±3.0

Number of cycle in test signal	Anticipated Value (dB)	Measured Value (dB)	Deviated Value (dB)	Acceptance Limits (dB)
Continuous	133.0	133.0	0.0	-
Positive half cycle	135.4	135.1	-0.3	±2.0
Negative half cycle	135.4	135.1	-0.3	±2.0

QF-TS12-04-04-020664

T. Petchur

Continuation of Calibration Certificate

Cert. No. : ACL22231
Job No. : VC65AC0088
Pages : 8 of 8

11. Overload indication

Measured value (dB)		Deviated Value (dB)	Acceptance Limits (dB)
Positive one-half cycle	Negative one-half cycle	Value (dB)	Limits (dB)
\$9.6	\$9.6	0.0	±1.5

12. High level stability

Frequency Weighting	SLM Display at initial (dB)	SLM Display at final (dB)	Deviated Value (dB)	Acceptance Limits (dB)
A-weight	137.0	137.0	0.0	±0.3

The reported uncertainty is based on a standard uncertainty multiplied by coverage factor $k = 2$ or any value following calculation, providing a level of confidence of approximately 95 %

End of Calibration Certificate

QF-TS12-04-04-020664

T. Petchur

SITHIPORN ASSOCIATES CO.,LTD.
CALIBRATION LABORATORY451-451/1 Siritthorn Rd., Bangbunru, Bangkok 10700 THAILAND.
Tel: 0-2435-8800 Fax: 0-2433-1679 e-mail: cal-center@sithiporn.com http://www.sithiporn.comCert. No. : ACL22154
Pages : 1 of 8

Calibration Certificate

Equipment : SOUND LEVEL METER
Manufacturer : RION
Model : NL-42/ Microphone UC-52 / Preamplifier NH-24
Serial No.: 00734218 / 146937 / 34368
ID No.: RYG_FS0031

Condition As Found : GOOD

Customer : ALS LABORATORY GROUP (THAILAND) CO., LTD.
104 PHATTHANAKAN 40, PHATTHANAKAN ROAD,
KHWAENG PHATTHANAKAN, KHET SUAN LUANG,
BANGKOK, 10250 THAILAND.

Location : -
Ambient Temperature : (23.0 ± 3) °C
Pressure : (101.3 ± 3) kPa
Relative Humidity : (50.0 ± 20) %

Received Date : 17 JUNE 2022
Calibration Date : 20-22 JUNE 2022
Date of Issue : 27 JUNE 2022



Calibrated by : Nithakorn Pisutpaisan

Approved by :

T. Petchur
(Thanakul Petchurai)

This certificate is issued in accordance with the requirements of ISO/IEC 17025 standard, may not be reproduced other than in full, except with the prior written approval of the head of Calibration Laboratory.

QF-TS12-04-04-020664

Continuation of Calibration Certificate

Cert. No. : ACL22154
Job No. : VC65AC0068
Pages : 2 of 8

Calibration Procedure : CP-AC-01

Calibration Method :

This equipment was calibrated by based on IEC-61672-3 (2013) Standard for sound level meter (SLM). The SLM had tests to Acoustical and Electrical signal tests of frequency weighting with Anechoic chamber and Reference Standard Instruments.

For tests results of each items were made by observation of each instruments display and also with SLM's display.

Condition of this result of calibration :

1. Reference Standard Instruments :

Instrument	Model	Serial No.	Cert. No.	Due Date
Waveform Generator	33210A	MY48017076	EF-0007-22	04-Feb-23
Waveform Generator	33511B	MY52302742	EF-0008-22	04-Feb-23
Digital Multimeter	33461A	MY53220104	EEL-BP_04/0265	09-Feb-23
Digital Multimeter	33461A	MY53220076	EEL-BP_03/0265	09-Feb-23
Digital Multimeter	34461A	MY60024273	EEL-BP_05/0265	09-Feb-23
Programmable Attenuator	MAT-1070	62100114	EF-0009-22	07-Feb-23
Condenser Microphone	4180	2977900	AA-1013-22	24-Feb-23
Measuring Amplifier	NA-42KA1	34560495	AA-3005-22	22-Feb-23

2. This result of calibration was found accurate as shown on date and place of calibration for this calibrated item only.

3. This certificate is traceable to the international system of unit maintained at :

- 3.1 National Institute of Metrology (Thailand).
- 3.2 Thailand Institute of Scientific and Technological Research (TISTR).

QF-TS12-04-04-020664

T. Petchur

Continuation of Calibration Certificate

Cert. No. : ACL22154
Job No. : VC65AC0068
Pages : 3 of 8

Summary of Measurement Result :

Parameter	Pass	Fail	Uncertainty (dB)	Maximum-permitted uncertainty of measurement (dB)
1. Absolute sensitivity	✓	-	0.2	N/A
2. Self-generated noise	✓	-	0.2	N/A
3. Acoustical signal tests of frequency weightings				
125 Hz	✓	-	0.3	0.6
1000 Hz	✓	-	0.3	0.6
8000 Hz	✓	-	0.3	0.7
4. Electrical signal tests of frequency weightings				
For 10 Hz to 4 kHz	✓	-	0.3	0.6
For > 4 kHz to 10 kHz	✓	-	0.3	0.7
For > 10 kHz to 20 kHz	-	-	-	1.0
5. Frequency and time weightings at 1 kHz	✓	-	0.2	0.2
6. Long - term stability	✓	-	0.1	0.1
7. Level linearity on the reference level range	✓	-	0.2	0.3
8. Level linearity including the level range control	✓	-	0.2	0.3
9. Tone burst response	✓	-	0.2	0.3
10. Peak C sound level	✓	-	0.2	0.35
11. Overload indication	✓	-	0.2	0.25
12. High level stability	✓	-	0.1	0.1

QE-TS12-04-04-020664

T. P. P. P.

Continuation of Calibration Certificate

Cert. No. : ACL22154
Job No. : VC65AC0068
Pages : 4 of 8

Result of calibration :

1. Absolute sensitivity

Reference Acoustic Signal (dB)	Measured Value (dB)	Deviation (dB)	Acceptance Limit (dB)
93.9 (93.95)	93.9	0.0	±0.3

2. Self-generated noise

2.1 Normal test

Measured Value (dB)
20.1

2.2 The microphone of the sound level meter was replaced by electrical signal input device

Frequency Weighting	Measured value (dB)
A - weight	11.6
C - weight	17.4
Flat	23.1

3. Acoustical signal tests of frequency weightings

Meter free-field acoustic response at a level of 84 dB

Frequency (Hz)	Deviation from various frequency weighting response curve (dB)			
	Flat	C-weight	A-weight	Acceptance Limits
125	0.5	0.5	0.5	± 1.5
1000	0.1	0.1	0.1	± 1.0
8000	-1.5	-1.5	-1.4	±5.0

QE-TS12-04-04-020664

T. P. P. P.

Continuation of Calibration Certificate

Cert. No. : ACL22154
Job No. : VC65AC0068
Pages : 5 of 8

4. Electrical signal tests of frequency weightings

Weighting network response with relative to 1 kHz.

Frequency (Hz)	Deviation from various frequency weighting response curve (dB)			
	Flat	C-weight	A-weight	Acceptance Limits
63	-0.1	-0.1	0.0	±2.0
125	0.0	0.0	0.0	±1.5
250	0.0	0.0	-0.1	±1.5
500	0.0	0.0	-0.1	±1.5
1000	0.0	0.0	0.0	±1.0
2000	0.0	0.0	0.0	±2.0
4000	0.0	0.0	0.0	±3.0
8000	0.0	0.1	0.1	±5.0

5. Frequency and time weightings at 1 kHz

5.1 Frequency weightings at 1 kHz

Frequency Weighting	Measured Value (dB)	Deviated Value (dB)	Acceptance Limits (dB)
A - weight	94.0	0.0	-
C - weight	94.0	0.0	±0.2
Flat	94.0	0.0	±0.2

5.2 Time weighting at 1 kHz

Frequency Weighting	Measured Value (dB)	Deviated Value (dB)	Acceptance Limits (dB)
Fast	94.0	0.0	-
Slow	94.0	0.0	±0.1
Leq	94.0	0.0	±0.1

6. Long - term stability

Frequency Weighting	SLM Display at initial (dB)	SLM Display at final (dB)	Deviated Value (dB)	Acceptance Limits (dB)
A - weight	94.0	94.0	0.0	±0.3

QE-TS12-04-04-020664

T. P. P. P.

Continuation of Calibration Certificate

Cert. No. : ACL22154
Job No. : VC65AC0068
Pages : 6 of 8

7. Level linearity on the reference level range

Anticipated Value (dB)	Measured Value (dB)	Deviated Value (dB)	Acceptance Limits (dB)
137.0	137.0	0.0	± 1.1
136.0	136.0	0.0	± 1.1
135.0	135.0	0.0	± 1.1
134.0	134.0	0.0	± 1.1
133.0	132.9	-0.1	± 1.1
132.0	131.9	-0.1	± 1.1
131.0	130.9	-0.1	± 1.1
129.0	128.9	-0.1	± 1.1
124.0	123.9	-0.1	± 1.1
119.0	119.0	0.0	± 1.1
114.0	114.0	0.0	± 1.1
109.0	109.0	0.0	± 1.1
104.0	104.0	0.0	± 1.1
99.0	99.0	0.0	± 1.1
94.0	94.0	0.0	± 1.1
89.0	89.0	0.0	± 1.1
84.0	84.0	0.0	± 1.1
79.0	79.0	0.0	± 1.1
74.0	74.0	0.0	± 1.1
69.0	69.0	0.0	± 1.1
64.0	64.0	0.0	± 1.1
59.0	59.0	0.0	± 1.1
54.0	54.0	0.0	± 1.1
49.0	49.0	0.0	± 1.1
44.0	44.0	0.0	± 1.1
39.0	39.0	0.0	± 1.1
34.0	34.0	0.0	± 1.1
30.0	29.9	-0.1	± 1.1
29.0	29.0	0.0	± 1.1
28.0	28.0	0.0	± 1.1
27.0	27.0	0.0	± 1.1
26.0	25.9	-0.1	± 1.1
25.0	24.9	-0.1	± 1.1

QE-TS12-04-04-020664

T. P. P. P.

Continuation of Calibration Certificate

Cert. No. : ACL22154
Job No. : VC65AC0068
Pages : 7 of 8

8. Level linearity including the level range control

Range	Anticipated Value (dB)	Measured Value (dB)	Deviated Value (dB)	Acceptance Limits (dB)
Auto	94.0	94.0	0.0	±1.1

9. Tone burst response

Time Weighting	Tone burst duration, Tb (ms)	Cycle	Anticipated Value (dB)	Measured Value (dB)	Deviated Value (dB)	Acceptance Limits (dB)
Fast	0.25	1	108.0	107.9	-0.1	1.5 ; -5.0
	2	8	117.0	117.0	0.0	1.0 ; -2.5
	200	800	134.0	134.0	0.0	±1.0
Slow	2	8	108.0	108.0	0.0	1.5 ; -5.0
	200	800	127.6	127.6	0.0	±1.0
	0.25	1	99.0	98.9	-0.1	1.5 ; -5.0
SEL	2	8	108.0	108.0	0.0	1.0 ; -2.5
	200	800	128.0	128.0	0.0	±1.0

10. Peak C sound level

Number of cycle in test signal	Anticipated Value (dB)	Measured Value, L _{peak} (dB)	Deviated Value (dB)	Acceptance Limits (dB)
Continuous	133.0	133.0	0.0	-
One	136.4	135.7	-0.7	±3.0

Number of cycle in test signal	Anticipated Value (dB)	Measured Value (dB)	Deviated Value (dB)	Acceptance Limits (dB)
Continuous	133.0	133.0	0.0	-
Positive half cycle	135.4	135.1	-0.3	±2.0
Negative half cycle	135.4	135.1	-0.3	±2.0

QF-TS12-04-04-020664

T. Petchurani

Continuation of Calibration Certificate

Cert. No. : ACL22154
Job No. : VC65AC0068
Pages : 8 of 8

11. Overload indication

Measured value (dB)		Deviated Value (dB)	Acceptance Limits (dB)
Positive one-half cycle	Negative one-half cycle	0.0	±1.5
89.6	89.6		

12. High level stability

Frequency Weighting	SLM Display at initial (dB)	SLM Display at final (dB)	Deviated Value (dB)	Acceptance Limits (dB)
A-weight	137.0	137.0	0.0	±0.3

The reported uncertainty is based on a standard uncertainty multiplied by coverage factor $k = 2$ or any value following calculation, providing a level of confidence of approximately 95 %

End of Calibration Certificate

QF-TS12-04-04-020664

T. Petchurani

SITHIPORN ASSOCIATES CO.,LTD.
CALIBRATION LABORATORY451-451/1 Sirinthon Rd., Bangbunru, Bangplud Bangkok 10700 THAILAND.
Tel.0-2435-8800 Fax.0-2433-1679 e-mail:cal-center@sithiporn.com http://www.sithiporn.comCert. No. : ACL22161
Pages : 1 of 8

Calibration Certificate

Equipment : SOUND LEVEL METER
Manufacturer : RION
Model : NL-42/ Microphone UC-52 / Preamplifier NH-24
Serial No.: 00572561 / 170398 / 72899
ID No.: RYG_FS0300

Condition As Found : GOOD

Customer : ALS LABORATORY GROUP (THAILAND) CO., LTD.
104 PHATTHANAKAN 40, PHATTHANAKAN ROAD,
KHWAENG PHATTHANAKAN, KHET SUAN LUANG,
BANGKOK, 10250 THAILAND.

Location : -
Ambient Temperature : (23.0 ± 3) °C
Pressure : (101.3 ± 3) kPa
Relative Humidity : (50.0 ± 20) %

Received Date : 06 JULY 2022
Calibration Date : 11-18 JULY 2022
Date of Issue : 19 JULY 2022

Calibrated by : Nanthakorn Pisutpaisarn

Approved by :

T. Petchurani
(Thanakul Petchurani)

This certificate is issued in accordance with the requirements of ISO/IEC 17025 standard, may not be reproduced other than in full, except with the prior written approval of the head of Calibration Laboratory.

QF-TS12-04-04-020664

Continuation of Calibration Certificate

Cert. No. : ACL22161
Job No. : VC65AC0069
Pages : 2 of 8

Calibration Procedure : CP-AC-01

Calibration Method :

This equipment was calibrated by based on IEC-61672-3 (2013) Standard for sound level meter (SLM). The SLM had tests to Acoustical and Electrical signal tests of frequency weighting with Anechoic chamber and Reference Standard Instruments.

For tests results of each items were made by observation of each Instruments display and also with SLM's display.

Condition of this result of calibration :

1. Reference Standard Instruments :

Instrument	Model	Serial No.	Cert. No.	Due Date
Waveform Generator	33210A	MY48017076	EF-0007-22	04-Feb-23
Waveform Generator	33511B	MY52302742	EF-0008-22	04-Feb-23
Digital Multimeter	33461A	MY53220104	EEL_BP_04/0265	09-Feb-23
Digital Multimeter	33461A	MY53220076	EEL_BP_03/0265	09-Feb-23
Digital Multimeter	34461A	MY60024273	EEL_BP_05/0265	09-Feb-23
Programmable Attenuator	MAJ-1070	62100114	EF-0009-22	07-Feb-23
Condenser Microphone	4180	2977900	AA-1013-22	24-Feb-23
Measuring Amplifier	NA-42KA1	34560495	AA-3005-22	22-Feb-23

2. This result of calibration was found accurate as shown on date and place of calibration for this calibrated item only.

3. This certificate is traceable to the international system of unit maintained at :

3.1 National Institute of Metrology (Thailand).

3.2 Thailand Institute of Scientific and Technological Research (TISTR).

QF-TS12-04-04-020664

T. Petchurani

Continuation of Calibration Certificate

Cert. No. : ACL22161
Job No. : VC65AC0069
Pages : 3 of 8

Summary of Measurement Result :

Parameter	Pass	Fail	Uncertainty (dB)	Maximum-permitted uncertainty of measurement (dB)
1. Absolute sensitivity	✓	-	0.2	N/A
2. Self-generated noise	✓	-	0.2	N/A
3. Acoustical signal tests of frequency weightings				
125 Hz	✓	-	0.3	0.6
1000 Hz	✓	-	0.3	0.6
8000 Hz	✓	-	0.3	0.7
4. Electrical signal tests of frequency weightings				
For 10 Hz to 4 kHz	✓	-	0.3	0.6
For > 4 kHz to 10 kHz	✓	-	0.3	0.7
For > 10 kHz to 20 kHz	-	-	-	1.0
5. Frequency and time weightings at 1 kHz	✓	-	0.2	0.2
6. Long - term stability	✓	-	0.1	0.1
7. Level linearity on the reference level range	✓	-	0.2	0.3
8. Level linearity including the level range control	✓	-	0.2	0.3
9. Tone burst response	✓	-	0.2	0.3
10. Peak C sound level	✓	-	0.2	0.35
11. Overload indication	✓	-	0.2	0.25
12. High level stability	✓	-	0.1	0.1

QF-TS12-04-04-020664

P.T.1

Continuation of Calibration Certificate

Cert. No. : ACL22161
Job No. : VC65AC0069
Pages : 4 of 8

Result of calibration :

1. Absolute sensitivity

Reference Acoustic Signal (dB)	Measured Value (dB)	Deviation (dB)	Acceptance Limit (dB)
93.9 (93,95)	93.9	-0.0	±0.3

2. Self-generated noise

2.1 Normal test

Measured Value (dB)
16.2

2.2 The microphone of the sound level meter was replaced by electrical signal input device

Frequency Weighting	Measured value (dB)
A - weight	12.0
C - weight	18.3
Flat	24.2

3. Acoustical signal tests of frequency weightings

Meter free-field acoustic response at a level of 84 dB

Frequency (Hz)	Deviation from various frequency weighting response curve (dB)			
	Flat	C-weight	A-weight	Acceptance Limits
125	0.4	0.4	0.4	± 1.5
1000	0.0	0.0	0.0	± 1.0
8000	0.4	0.5	0.5	±5.0

QF-TS12-04-04-020664

P.T.1

Continuation of Calibration Certificate

Cert. No. : ACL22161
Job No. : VC65AC0069
Pages : 5 of 8

4. Electrical signal tests of frequency weightings

Weighting network response with relative to 1 kHz.

Frequency (Hz)	Deviation from various frequency weighting response curve (dB)			
	Flat	C-weight	A-weight	Acceptance Limits
63	-0.1	0.0	0.0	±2.0
125	0.0	0.0	0.0	±1.5
250	0.0	0.0	0.0	±1.5
500	0.0	0.0	0.0	±1.5
1000	0.0	0.0	0.0	±1.0
2000	0.0	0.0	0.0	±2.0
4000	0.0	0.0	0.0	±3.0
8000	0.0	0.1	0.1	±5.0

5. Frequency and time weightings at 1 kHz

5.1 Frequency weightings at 1 kHz

Frequency Weighting	Measured Value (dB)	Deviated Value (dB)	Acceptance Limits (dB)
A - weight	94.0	0.0	-
C - weight	94.0	0.0	± 0.2
Flat	94.0	0.0	± 0.2

5.2 Time weighting at 1 kHz

Frequency Weighting	Measured Value (dB)	Deviated Value (dB)	Acceptance Limits (dB)
Fast	94.0	0.0	-
Slow	94.0	0.0	± 0.1
Leq	94.0	0.0	± 0.1

6. Long - term stability

Frequency Weighting	SLM Display at initial (dB)	SLM Display at final (dB)	Deviated Value (dB)	Acceptance Limits (dB)
A - weight	94.0	94.0	0.0	± 0.3

QF-TS12-04-04-020664

P.T.1

Continuation of Calibration Certificate

Cert. No. : ACL22161
Job No. : VC65AC0069
Pages : 6 of 8

7. Level linearity on the reference level range

Anticipated Value (dB)	Measured Value (dB)	Deviated Value (dB)	Acceptance Limits (dB)
137.0	137.0	0.0	± 1.1
136.0	136.0	0.0	± 1.1
135.0	135.0	0.0	± 1.1
134.0	134.0	0.0	± 1.1
133.0	133.0	0.0	± 1.1
132.0	132.0	0.0	± 1.1
131.0	131.0	0.0	± 1.1
129.0	129.0	0.0	± 1.1
124.0	124.0	0.0	± 1.1
119.0	119.0	0.0	± 1.1
114.0	114.0	0.0	± 1.1
109.0	109.0	0.0	± 1.1
104.0	104.0	0.0	± 1.1
99.0	99.0	0.0	± 1.1
94.0	94.0	0.0	± 1.1
89.0	89.0	0.0	± 1.1
84.0	84.0	0.0	± 1.1
79.0	79.0	0.0	± 1.1
74.0	74.0	0.0	± 1.1
69.0	69.0	0.0	± 1.1
64.0	64.0	0.0	± 1.1
59.0	59.0	0.0	± 1.1
54.0	53.9	-0.1	± 1.1
49.0	49.0	0.0	± 1.1
44.0	44.0	0.0	± 1.1
39.0	39.0	0.0	± 1.1
34.0	34.0	0.0	± 1.1
30.0	29.9	-0.1	± 1.1
29.0	28.9	-0.1	± 1.1
28.0	27.9	-0.1	± 1.1
27.0	26.9	-0.1	± 1.1
26.0	25.9	-0.1	± 1.1
25.0	24.9	-0.1	± 1.1

QF-TS12-04-04-020664

P.T.1

Continuation of Calibration Certificate

Cert. No. : ACL22161
Job No. : VC65AC0069
Pages : 7 of 8

8. Level linearity including the level range control

Range	Anticipated Value (dB)	Measured Value (dB)	Deviated Value (dB)	Acceptance Limits (dB)
Auto	94.0	94.0	0.0	±1.1

9. Tone burst response

Time Weighting	Tone burst duration, Tb (ms)	Cycle	Anticipated Value (dB)	Measured Value (dB)	Deviated Value (dB)	Acceptance Limits (dB)
Fast	0.25	1	108.0	107.9	-0.1	1.5 ; -5.0
	2	8	117.0	117.0	0.0	1.0 ; -2.5
	200	800	134.0	134.0	0.0	±1.0
Slow	2	8	108.0	108.0	0.0	1.5 ; -5.0
	200	800	127.6	127.6	0.0	±1.0
SEL	0.25	1	99.0	98.9	-0.1	1.5 ; -5.0
	2	8	108.0	108.0	0.0	1.0 ; -2.5
	200	800	128.0	128.1	0.1	±1.0

10. Peak C sound level

Number of cycle in test signal	Anticipated Value (dB)	Measured Value, L _{peak} (dB)	Deviated Value (dB)	Acceptance Limits (dB)
Continuous	133.0	133.0	0.0	-
One	136.4	136.0	-0.4	±3.0

Number of cycle in test signal	Anticipated Value (dB)	Measured Value (dB)	Deviated Value (dB)	Acceptance Limits (dB)
Continuous	133.0	133.0	0.0	-
Positive half cycle	135.4	135.2	-0.2	±2.0
Negative half cycle	135.4	135.2	-0.2	±2.0

QF-TS12-04-04-020664

Continuation of Calibration Certificate

Cert. No. : ACL22161
Job No. : VC65AC0069
Pages : 8 of 8

11. Overload indication

Measured value (dB)		Deviated Value (dB)	Acceptance Limits (dB)
Positive one-half cycle	Negative one-half cycle		
89.7	89.5	-0.2	±1.5

12. High level stability

Frequency Weighting	SLM Display at initial (dB)	SLM Display at final (dB)	Deviated Value (dB)	Acceptance Limits (dB)
A-weight	137.0	137.0	0.0	±0.3

The reported uncertainty is based on a standard uncertainty multiplied by coverage factor $k = 2$ or any value following calculation, providing a level of confidence of approximately 95 %

End of Calibration Certificate

QF-TS12-04-04-020664

SITHIPORN ASSOCIATES CO.,LTD.
CALIBRATION LABORATORY451-451/1 Sirinthorn Rd.,Bangbunru, Bangplud Bangkok 10700 THAILAND.
Tel:0-2435-8800 Fax:0-2433-1679 e-mail:cal-center@sithiporn.com http://www.sithiporn.comNSC-TS1-TS 17025
CALIBRATION 0394Cert. No. : ACL22159
Pages : 1 of 8

Calibration Certificate

Equipment : SOUND LEVEL METER
Manufacturer : RION
Model : NL-42/ Microphone UC-52 / Preamplifier NH-24
Serial No.: 00472130 / 157774 / 72464
ID No.: RYG_FS0303

Condition As Found : GOOD

Customer : ALS LABORATORY GROUP (THAILAND) CO., LTD.
104 PHATTHANAKAN 40, PHATTHANAKAN ROAD,
KHWAENG PHATTHANAKAN, KHET SUAN LUANG,
BANGKOK, 10250 THAILAND.

Location : -
Ambient Temperature : (23.0 ± 3) °C
Pressure : (101.3 ± 3) kPa
Relative Humidity : (50.0 ± 20) %

Received Date : 06 JULY 2022
Calibration Date : 11-18 JULY 2022
Date of Issue : 19 JULY 2022



Calibrated by : Natchorn Pisutpaisan

Approved by :

T. Petchuraj
(Thanakul Petchuraj)

This certificate is issued in accordance with the requirements of ISO/IEC 17025 standard, may not be reproduced other than in full, except with the prior written approval of the head of Calibration Laboratory.

QF-TS12-04-04-020664

Continuation of Calibration Certificate

Cert. No. : ACL22159
Job No. : VC65AC0069
Pages : 2 of 8

Calibration Procedure : CP-AC-01

Calibration Method :

This equipment was calibrated by based on IEC-61672-3 (2013) Standard for sound level meter (SLM).
The SLM had tests to Acoustical and Electrical signal tests of frequency weighting with Anechoic chamber and Reference Standard Instruments.

For tests results of each items were made by observation of each Instruments display and also with SLM's display.

Condition of this result of calibration :

1. Reference Standard Instruments :

Instrument	Model	Serial No.	Cert. No.	Due Date
Waveform Generator	33210A	MY48017076	EF-0007-22	04-Feb-23
Waveform Generator	33511B	MY52302742	EF-0008-22	04-Feb-23
Digital Multimeter	33461A	MY53220104	EEL_BP_04/0265	09-Feb-23
Digital Multimeter	33461A	MY53220076	EEL_BP_03/0265	09-Feb-23
Digital Multimeter	34461A	MY60024273	EEL_BP_05/0265	09-Feb-23
Programmable Attenuator	MAT-1070	62100114	EF-0009-22	07-Feb-23
Condenser Microphone	4180	2977900	AA-1013-22	24-Feb-23
Measuring Amplifier	NA-42KA1	34560495	AA-3005-22	22-Feb-23

2. This result of calibration was found accurate as shown on date and place of calibration for this calibrated item only.

3. This certificate is traceable to the international system of unit maintained at :

3.1 National Institute of Metrology (Thailand).

3.2 Thailand Institute of Scientific and Technological Research (TISTR).

QF-TS12-04-04-020664

Continuation of Calibration Certificate

Cert. No. : ACL22159
Job No. : VC65AC0069
Pages : 3 of 8

Summary of Measurement Result :

Parameter	Pass	Fail	Uncertainty (dB)	Maximum-permitted uncertainty of measurement (dB)
1. Absolute sensitivity	✓	-	0.2	N/A
2. Self-generated noise	✓	-	0.2	N/A
3. Acoustical signal tests of frequency weightings				
125 Hz	✓	-	0.3	0.6
1000 Hz	✓	-	0.3	0.6
8000 Hz	✓	-	0.3	0.7
4. Electrical signal tests of frequency weightings				
For 10 Hz to 4 kHz	✓	-	0.3	0.6
For > 4 kHz to 10 kHz	✓	-	0.3	0.7
For ≥ 10 kHz to 20 kHz	-	-	-	1.0
5. Frequency and time weightings at 1 kHz	✓	-	0.2	0.2
6. Long - term stability	✓	-	0.1	0.1
7. Level linearity on the reference level range	✓	-	0.2	0.3
8. Level linearity including the level range control	✓	-	0.2	0.3
9. Tone burst response	✓	-	0.2	0.3
10. Peak C sound level	✓	-	0.2	0.35
11. Overload indication	✓	-	0.2	0.25
12. High level stability	✓	-	0.1	0.1

QF-TS12-04-04-020664

Continuation of Calibration Certificate

Cert. No. : ACL22159
Job No. : VC65AC0069
Pages : 4 of 8

Result of calibration :

1. Absolute sensitivity

Reference Acoustic Signal (dB)	Measured Value (dB)	Deviation (dB)	Acceptance Limit (dB)
93.9 (93.95)	93.9	0.0	±0.3

2. Self-generated noise

2.1 Normal test

Measured Value (dB)
23.4

2.2 The microphone of the sound level meter was replaced by electrical signal input device.

Frequency Weighting	Measured value (dB)
A-weight	15.4
C-weight	21.0
Flat	26.9

3. Acoustical signal tests of frequency weightings

Meter free-field acoustic response at a level of 84 dB

Frequency (Hz)	Deviation from various frequency weighting response curve (dB)			
	Flat	C-weight	A-weight	Acceptance Limits
125	0.0	0.0	0.0	± 1.5
1000	-0.1	-0.1	-0.1	± 1.0
8000	-0.3	-0.2	-0.2	±5.0

QF-TS12-04-04-020664

Continuation of Calibration Certificate

Cert. No. : ACL22159
Job No. : VC65AC0069
Pages : 5 of 8

4. Electrical signal tests of frequency weightings

Weighting network response with relative to 1 kHz.

Frequency (Hz)	Deviation from various frequency weighting response curve (dB)			
	Flat	C-weight	A-weight	Acceptance Limits
63	-0.1	-0.2	-0.1	±2.0
125	-0.1	0.0	-0.1	±1.5
250	0.0	0.0	-0.1	±1.5
500	0.0	0.0	-0.1	±1.5
1000	0.0	0.0	0.0	±1.0
2000	0.0	0.0	0.0	±2.0
4000	0.0	0.0	0.0	±3.0
8000	0.0	0.0	0.0	±5.0

5. Frequency and time weightings at 1 kHz

5.1 Frequency weightings at 1 kHz

Frequency Weighting	Measured Value (dB)	Deviated Value (dB)	Acceptance Limits (dB)
A-weight	94.0	0.0	-
C-weight	94.0	0.0	± 0.2
Flat	93.9	0.0	± 0.2

5.2 Time weighting at 1 kHz

Frequency Weighting	Measured Value (dB)	Deviated Value (dB)	Acceptance Limits (dB)
Fast	94.0	0.0	-
Slow	93.9	0.0	± 0.1
Leq	94.0	0.0	± 0.1

6. Long - term stability

Frequency Weighting	SLM Display at initial (dB)	SLM Display at final (dB)	Deviated Value (dB)	Acceptance Limits (dB)
A-weight	93.9	94.0	0.1	± 0.3

QF-TS12-04-04-020664

Continuation of Calibration Certificate

Cert. No. : ACL22159
Job No. : VC65AC0069
Pages : 6 of 8

7. Level linearity on the reference level range

Anticipated Value (dB)	Measured Value (dB)	Deviated Value (dB)	Acceptance Limits (dB)
137.0	137.1	0.1	± 1.1
136.0	136.1	0.1	± 1.1
135.0	135.1	0.1	± 1.1
134.0	134.1	0.1	± 1.1
133.0	133.0	0.0	± 1.1
132.0	132.0	0.0	± 1.1
131.0	131.0	0.0	± 1.1
129.0	129.1	0.1	± 1.1
124.0	124.0	0.0	± 1.1
119.0	119.1	0.1	± 1.1
114.0	114.1	0.1	± 1.1
109.0	109.1	0.1	± 1.1
104.0	104.1	0.1	± 1.1
99.0	99.1	0.1	± 1.1
94.0	94.0	0.0	± 1.1
89.0	89.0	0.0	± 1.1
84.0	84.0	0.0	± 1.1
79.0	79.0	0.0	± 1.1
74.0	74.0	0.0	± 1.1
69.0	69.0	0.0	± 1.1
64.0	64.0	0.0	± 1.1
59.0	59.0	0.0	± 1.1
54.0	54.0	0.0	± 1.1
49.0	49.0	0.0	± 1.1
44.0	44.0	0.0	± 1.1
39.0	39.0	0.0	± 1.1
34.0	34.0	0.0	± 1.1
30.0	30.0	0.0	± 1.1
29.0	29.0	0.0	± 1.1
28.0	28.0	0.0	± 1.1
27.0	26.9	-0.1	± 1.1
26.0	26.0	0.0	± 1.1
25.0	25.0	0.0	± 1.1

QF-TS12-04-04-020664

Continuation of Calibration Certificate

Cert. No. : ACL22159
Job No. : VC65AC0069
Pages : 7 of 8

8. Level linearity including the level range control

Range	Anticipated Value (dB)	Measured Value (dB)	Deviated Value (dB)	Acceptance Limits (dB)
Auto	94.0	94.0	0.0	±1.1

9. Tone burst response

Time Weighting	Tone burst duration, Tb (ms)	Cycle	Anticipated Value (dB)	Measured Value (dB)	Deviated Value (dB)	Acceptance Limits (dB)
Fast	0.25	1	108.0	107.9	-0.1	1.5 ; -5.0
	2	8	117.0	116.9	-0.1	1.0 ; -2.5
	200	800	134.0	134.0	0.0	±1.0
Slow	2	8	108.0	108.0	0.0	1.5 ; -5.0
	200	800	127.6	127.6	0.0	±1.0
SEL	0.25	1	99.0	98.8	-0.2	1.5 ; -5.0
	2	8	108.0	108.0	0.0	1.0 ; -2.5
	200	800	128.0	128.0	0.0	±1.0

10. Peak C sound level

Number of cycle in test signal	Anticipated Value (dB)	Measured Value, Lcpeak (dB)	Deviated Value (dB)	Acceptance Limits (dB)
Continuous	133.0	133.0	0.0	-
One	136.4	135.6	-0.8	±3.0

Number of cycle in test signal	Anticipated Value (dB)	Measured Value (dB)	Deviated Value (dB)	Acceptance Limits (dB)
Continuous	133.0	133.0	0.0	-
Positive half cycle	135.4	135.1	-0.3	±2.0
Negative half cycle	135.4	135.1	-0.3	±2.0

QF-TS12-04-04-020664

Continuation of Calibration Certificate

Cert. No. : ACL22159
Job No. : VC65AC0069
Pages : 8 of 8

11. Overload indication

Measured value (dB)		Deviated Value (dB)	Acceptance Limits (dB)
Positive one-half cycle	Negative one-half cycle	0.0	±1.5
89.6	89.6		

12. High level stability

Frequency Weighting	SLM Display at initial (dB)	SLM Display at final (dB)	Deviated Value (dB)	Acceptance Limits (dB)
A-weight	137.0	137.0	0.0	±0.3

The reported uncertainty is based on a standard uncertainty multiplied by coverage factor $k = 2$ or any value following calculation, providing a level of confidence of approximately 95 %

End of Calibration Certificate

QF-TS12-04-04-020664

SITHIPORN ASSOCIATES CO.,LTD.
CALIBRATION LABORATORY451-451/1 Sirinthorn Rd., Bangbunru, Bangplud Bangkok 10700 THAILAND.
Tel:0-2435-8800 Fax:0-2433-1679 e-mail:cal-center@sithiporn.com http://www.sithiporn.comCert. No. : ACL22238
Pages : 1 of 8

Calibration Certificate

Equipment : SOUND LEVEL METER
Manufacturer : RION
Model : NL-42A / Microphone UC-52 / Preamplifier NH-24
Serial No. : 00623392 / 198639 / 26420
ID No. : -

Condition As Found : GOOD

Customer : ALS LABORATORY GROUP (THAILAND) CO., LTD.
104 PHATTHANAKAN 40, PHATTHANAKAN ROAD,
KHWAENG PHATTHANAKAN, KHET SUAN LUANG,
BANGKOK, 10250 THAILAND.

Location : -
Ambient Temperature : (23.0 ± 3) °C
Pressure : (101.3 ± 3) kPa
Relative Humidity : (50.0 ± 20) %

Received Date : 07 OCTOBER 2022
Calibration Date : 20-21 OCTOBER 2022
Date of Issue : 21 OCTOBER 2022

Calibrated by : Nathakorn Pisutpaisan

Approved by :

T. Petchurani
(Thanakul Petchurani)

This certificate is issued in accordance with the requirements of ISO/IEC 17025 standard, may not be reproduced other than in full, except with the prior written approval of the head of Calibration Laboratory.

QF-TS12-04-04-020664

Continuation of Calibration Certificate

Cert. No. : ACL22238
Job No. : VC65AC0089
Pages : 2 of 8

Calibration Procedure : CP-AC-01

Calibration Method :

This equipment was calibrated by based on IEC-61672-3 (2013) Standard for sound level meter (SLM). The SLM had tests to Acoustical and Electrical signal tests of frequency weighting with Anechoic chamber and Reference Standard Instruments.

For tests results of each items were made by observation of each Instruments display and also with SLM's display.

Condition of this result of calibration :

1. Reference Standard Instruments :

Instrument	Model	Serial No.	Cert. No.	Due Date
Waveform Generator	33210A	MY48017076	EF-0007-22	04-Feb-23
Waveform Generator	33511B	MY52302742	EF-0008-22	04-Feb-23
Digital Multimeter	33461A	MY53220104	EEL-BP_04/0265	09-Feb-23
Digital Multimeter	33461A	MY53220076	EEL-BP_03/0265	09-Feb-23
Digital Multimeter	34461A	MY60024273	EEL-BP_05/0265	09-Feb-23
Programmable Attenuator	MAT-1070	62100114	EF-0009-22	07-Feb-23
Condenser Microphone	4180	2977900	AA-1013-22	24-Feb-23
Measuring Amplifier	NA-42KAI	34560495	AA-3005-22	22-Feb-23

2. This result of calibration was found accurate as shown on date and place of calibration for this calibrated item only.

3. This certificate is traceable to the international system of unit maintained at :

3.1 National Institute of Metrology (Thailand).

3.2 Thailand Institute of Scientific and Technological Research (TISTR).

QF-TS12-04-04-020664

Continuation of Calibration Certificate

Cert. No. : ACL22238
Job No. : VC65AC0089
Pages : 3 of 8

Summary of Measurement Result :

Parameter	Pass	Fail	Uncertainty (dB)	Maximum-permitted uncertainty of measurement (dB)
1. Absolute sensitivity	✓	-	0.2	N/A
2. Self-generated noise	✓	-	0.2	N/A
3. Acoustical signal tests of frequency weightings				
125 Hz	✓	-	0.3	0.6
1000 Hz	✓	-	0.3	0.6
8000 Hz	✓	-	0.3	0.7
4. Electrical signal tests of frequency weightings				
For 10 Hz to 4 kHz	✓	-	0.3	0.6
For > 4 kHz to 10 kHz	✓	-	0.3	0.7
For > 10 kHz to 20 kHz	-	-	-	1.0
5. Frequency and time weightings at 1 kHz	✓	-	0.2	0.2
6. Long - term stability	✓	-	0.1	0.1
7. Level linearity on the reference level range	✓	-	0.2	0.3
8. Level linearity including the level range control	✓	-	0.2	0.3
9. Tone burst response	✓	-	0.2	0.3
10. Peak C sound level	✓	-	0.2	0.35
11. Overload indication	✓	-	0.2	0.25
12. High level stability	✓	-	0.1	0.1

QF-TS12-04-04-020664

Continuation of Calibration Certificate

Cert. No. : ACL22238
Job No. : VC65AC0089
Pages : 4 of 8

Result of calibration :

1. Absolute sensitivity

Reference Acoustic Signal (dB)	Measured Value (dB)	Deviation (dB)	Acceptance Limit (dB)
93.9 (93,95)	93.9	0.0	±0.3

2. Self-generated noise

2.1 Normal test

Measured Value (dB)
15.1

2.2 The microphone of the sound level meter was replaced by electrical signal input device.

Frequency Weighting	Measured value (dB)
A - weight	12.0
C - weight	18.4
Flat	24.4

3. Acoustical signal tests of frequency weightings

Meter free-field acoustic response at a level of 84 dB

Frequency (Hz)	Deviation from various frequency weighting response curve (dB)			
	Flat	C-weight	A-weight	Acceptance Limits
125	0.1	0.1	0.1	± 1.5
1000	0.0	0.0	0.0	± 1.0
8000	0.8	0.8	0.8	±5.0

QF-TS12-04-04-020664

Continuation of Calibration Certificate

Cert. No. : ACL22238
Job No. : VC65AC0089
Pages : 5 of 8

4. Electrical signal tests of frequency weightings

Weighting network response with relative to 1 kHz.

Frequency (Hz)	Deviation from various frequency weighting response curve (dB)			
	Flat	C-weight	A-weight	Acceptance Limits
63	0.0	0.0	-0.1	±2.0
125	0.0	0.0	0.0	±1.5
250	0.0	0.0	0.0	±1.5
500	0.0	0.0	0.0	±1.5
1000	0.0	0.0	0.0	±1.0
2000	0.0	0.0	0.0	±2.0
4000	0.0	0.0	0.0	±3.0
8000	0.0	0.1	0.1	±5.0

5. Frequency and time weightings at 1 kHz

5.1 Frequency weightings at 1 kHz

Frequency Weighting	Measured Value (dB)	Deviated Value (dB)	Acceptance Limits (dB)
A - weight	94.0	0.0	-
C - weight	94.0	0.0	± 0.2
Flat	94.0	0.0	± 0.2

5.2 Time weighting at 1 kHz

Frequency Weighting	Measured Value (dB)	Deviated Value (dB)	Acceptance Limits (dB)
Fast	94.0	0.0	-
Slow	94.0	0.0	± 0.1
Leq	94.0	0.0	± 0.1

6. Long - term stability

Frequency Weighting	SLM Display at initial (dB)	SLM Display at final (dB)	Deviated Value (dB)	Acceptance Limits (dB)
A - weight	94.0	94.0	0.0	± 0.3

QF-TS12-04-04-020664

Continuation of Calibration Certificate

Cert. No. : ACL22238
Job No. : VC65AC0089
Pages : 6 of 8

7. Level linearity on the reference level range

Anticipated Value (dB)	Measured Value (dB)	Deviated Value (dB)	Acceptance Limits (dB)
137.0	137.0	0.0	± 1.1
136.0	136.0	0.0	± 1.1
135.0	135.0	0.0	± 1.1
134.0	134.0	0.0	± 1.1
133.0	133.0	0.0	± 1.1
132.0	132.0	0.0	± 1.1
131.0	131.0	0.0	± 1.1
129.0	129.0	0.0	± 1.1
124.0	124.0	0.0	± 1.1
119.0	119.0	0.0	± 1.1
114.0	114.0	0.0	± 1.1
109.0	109.0	0.0	± 1.1
104.0	104.0	0.0	± 1.1
99.0	99.0	0.0	± 1.1
94.0	94.0	0.0	± 1.1
89.0	89.0	0.0	± 1.1
84.0	84.0	0.0	± 1.1
79.0	79.0	0.0	± 1.1
74.0	74.0	0.0	± 1.1
69.0	69.0	0.0	± 1.1
64.0	64.0	0.0	± 1.1
59.0	59.0	0.0	± 1.1
54.0	53.9	-0.1	± 1.1
49.0	49.0	0.0	± 1.1
44.0	44.0	0.0	± 1.1
39.0	38.9	-0.1	± 1.1
34.0	33.9	-0.1	± 1.1
30.0	29.9	-0.1	± 1.1
29.0	28.9	-0.1	± 1.1
28.0	27.9	-0.1	± 1.1
27.0	26.9	-0.1	± 1.1
26.0	25.8	-0.2	± 1.1
25.0	24.8	-0.2	± 1.1

QF-TS12-04-04-020664

Continuation of Calibration Certificate

Cert. No. : ACL22238
Job No. : VC65AC0089
Pages : 7 of 8

8. Level linearity including the level range control

Range	Anticipated Value (dB)	Measured Value (dB)	Deviated Value (dB)	Acceptance Limits (dB)
Auto	94.0	94.0	0.0	±1.1

9. Tone burst response

Time Weighting	Tone burst duration, Tb (ms)	Cycle	Anticipated Value (dB)	Measured Value (dB)	Deviated Value (dB)	Acceptance Limits (dB)
Fast	0.25	1	108.0	107.9	-0.1	1.5 ; -5.0
	2	8	117.0	117.0	0.0	1.0 ; -2.5
	200	800	134.0	134.0	0.0	±1.0
Slow	2	8	108.0	108.0	0.0	1.5 ; -5.0
	200	800	127.6	127.6	0.0	±1.0
SEL	0.25	1	99.0	98.9	-0.1	1.5 ; -5.0
	2	8	108.0	108.0	0.0	1.0 ; -2.5
	200	800	128.0	128.0	0.0	±1.0

10. Peak C sound level

Number of cycle in test signal	Anticipated Value (dB)	Measured Value, L _{peak} (dB)	Deviated Value (dB)	Acceptance Limits (dB)
Continuous	133.0	133.0	0.0	-
One	136.4	136.1	-0.3	±3.0

Number of cycle in test signal	Anticipated Value (dB)	Measured Value (dB)	Deviated Value (dB)	Acceptance Limits (dB)
Continuous	133.0	133.0	0.0	-
Positive half cycle	135.4	135.2	-0.2	±2.0
Negative half cycle	135.4	135.2	-0.2	±2.0

QF-TS12-04-04-020664

Continuation of Calibration Certificate

Cert. No. : ACL22238
Job No. : VC65AC0089
Pages : 8 of 8

11. Overload indication

Measured value (dB)		Deviated Value (dB)	Acceptance Limits (dB)
Positive one-half cycle	Negative one-half cycle		
89.6	89.5	-0.1	±1.5

12. High level stability

Frequency Weighting	SLM Display at initial (dB)	SLM Display at final (dB)	Deviated Value (dB)	Acceptance Limits (dB)
A-weight	137.0	137.0	0.0	±0.3

The reported uncertainty is based on a standard uncertainty multiplied by coverage factor $k = 2$ or any value following calculation, providing a level of confidence of approximately 95 %

End of Calibration Certificate

QF-TS12-04-04-020664

SITHIPORN ASSOCIATES CO.,LTD.
CALIBRATION LABORATORY451-451/1 Sirinthorn Rd.,Bangbunru, Bangplud Bangkok 10700 THAILAND.
Tel:0-2435-8800 Fax:0-2433-1679 e-mail:cal-center@sithiporn.com http://www.sithiporn.comCert. No. : ACL23083
Pages : 1 of 8

Calibration Certificate

Equipment : SOUND LEVEL METER
Manufacturer : RION
Model : NL-42/ Microphone UC-52 / Preamplifier NH-24
Serial No.: 00734225 / 157777 / 22653
ID No.: RYG_FS0030

Condition As Found : GOOD

Customer : ALS LABORATORY GROUP (THAILAND) CO., LTD.
104 PHATTHANAKAN 40, PHATTHANAKAN ROAD,
KHWAENG PHATTHANAKAN, KHET SUAN LUANG,
BANGKOK, 10250 THAILAND.

Location :
Ambient Temperature : (23.0 ± 3) °C
Pressure : (101.3 ± 3) kPa
Relative Humidity : (50.0 ± 20) %

Received Date : 24 JANUARY 2023
Calibration Date : 25-26 JANUARY 2023
Date of Issue : 27 JANUARY 2023

Calibrated by : Nithakorn Pisutpaisan

Approved by :

T. Petchur
(Thanakul Petchurai)

This certificate is issued in accordance with the requirements of ISO/IEC 17025 standard, may not be reproduced other than in full, except with the prior written approval of the head of Calibration Laboratory.

QF-TS12-04-04-020664

Continuation of Calibration Certificate

Cert. No. : ACL23083
Job No. : VC66AC0031
Pages : 2 of 8

Calibration Procedure : CP-AC-01

Calibration Method :

This equipment was calibrated by based on IEC-61672-3 (2013) Standard for sound level meter (SLM).
The SLM had tests to Acoustical and Electrical signal tests of frequency weighting with Anechoic chamber and Reference Standard Instruments.
For tests results of each items were made by observation of each Instruments display and also with SLM's display.

Condition of this result of calibration :

1. Reference Standard Instruments :

Instrument	Model	Serial No.	Cert. No.	Due Date
Waveform Generator	33210A	MY48017076	EF-0007-22	04-Feb-23
Waveform Generator	33511B	MY52302742	EF-0008-22	04-Feb-23
Digital Multimeter	33461A	MY53220104	EEL_BP_04/0265	09-Feb-23
Digital Multimeter	33461A	MY53220076	EEL_BP_03/0265	09-Feb-23
Digital Multimeter	34461A	MY60024273	EEL_BP_05/0265	09-Feb-23
Programmable Attenuator	MAT-1070	62100114	EF-0009-22	07-Feb-23
Condenser Microphone	4180	2977900	AA-1013-22	24-Feb-23
Measuring Amplifier	NA-42KAI	34560495	AA-3005-22	22-Feb-23

2. This result of calibration was found accurate as shown on date and place of calibration for this calibrated item only.

3. This certificate is traceable to the international system of unit maintained at :

3.1 National Institute of Metrology (Thailand).

3.2 Thailand Institute of Scientific and Technological Research (TISTR).

QF-TS12-04-04-020664

Continuation of Calibration Certificate

Cert. No. : ACL23083
Job No. : VC66AC0031
Pages : 3 of 8

Summary of Measurement Result :

Parameter	Pass	Fail	Uncertainty (dB)	Maximum-permitted uncertainty of measurement (dB)
1. Absolute sensitivity	✓	-	0.2	N/A
2. Self-generated noise	✓	-	0.2	N/A
3. Acoustical signal tests of frequency weightings				
125 Hz	✓	-	0.3	0.6
1000 Hz	✓	-	0.3	0.6
8000 Hz	✓	-	0.3	0.7
4. Electrical signal tests of frequency weightings				
For 10 Hz to 4 kHz	✓	-	0.3	0.6
For > 4 kHz to 10 kHz	✓	-	0.3	0.7
For > 10 kHz to 20 kHz	-	-	-	1.0
5. Frequency and time weightings at 1 kHz	✓	-	0.2	0.2
6. Long - term stability	✓	-	0.1	0.1
7. Level linearity on the reference level range	✓	-	0.2	0.3
8. Level linearity including the level range control	✓	-	0.2	0.3
9. Tone burst response	✓	-	0.2	0.3
10. Peak C' sound level	✓	-	0.2	0.35
11. Overload indication	✓	-	0.2	0.25
12. High level stability	✓	-	0.1	0.1

QF-TS12-04-04-020664

T. Petch.

Continuation of Calibration Certificate

Cert. No. : ACL23083
Job No. : VC66AC0031
Pages : 4 of 8

Result of calibration :

1. Absolute sensitivity

Reference Acoustic Signal (dB)	Measured Value (dB)	Deviation (dB)	Acceptance Limit (dB)
93.9 (93.95)	93.9	0.0	±0.3

2. Self-generated noise

2.1 Normal test

Measured Value (dB)
19.1

2.2 The microphone of the sound level meter was replaced by electrical signal input device.

Frequency Weighting	Measured value (dB)
A - weight	13.1
C - weight	19.1
Flat	24.9

3. Acoustical signal tests of frequency weightings

Meter free-field acoustic response at a level of 84 dB

Frequency (Hz)	Deviation from various frequency weighting response curve (dB)			
	Flat	C-weight	A-weight	Acceptance Limits
125	0.3	0.3	0.3	± 1.5
1000	0.0	0.0	0.0	± 1.0
8000	-1.1	-1.1	-1.0	±5.0

QF-TS12-04-04-020664

T. Petch.

Continuation of Calibration Certificate

Cert. No. : ACL23083
Job No. : VC66AC0031
Pages : 5 of 8

4. Electrical signal tests of frequency weightings

Weighting network response with relative to 1 kHz.

Frequency (Hz)	Deviation from various frequency weighting response curve (dB)			
	Flat	C-weight	A-weight	Acceptance Limits
63	0.0	-0.1	0.0	±2.0
125	0.0	0.0	0.0	±1.5
250	0.0	0.0	0.0	±1.5
500	0.0	0.1	0.0	±1.5
1000	0.0	0.0	0.0	±1.0
2000	0.0	0.1	0.0	±2.0
4000	0.0	0.0	0.0	±3.0
8000	0.0	0.1	0.1	±5.0

5. Frequency and time weightings at 1 kHz

5.1 Frequency weightings at 1 kHz.

Frequency Weighting	Measured Value (dB)	Deviated Value (dB)	Acceptance Limits (dB)
A - weight	94.0	0.0	-
C - weight	94.0	0.0	± 0.2
Flat	94.0	0.0	± 0.2

5.2 Time weighting at 1 kHz

Frequency Weighting	Measured Value (dB)	Deviated Value (dB)	Acceptance Limits (dB)
Fast	94.0	0.0	-
Slow	94.0	0.0	± 0.1
Leq	94.0	0.0	± 0.1

6. Long - term stability

Frequency Weighting	SLM Display at initial (dB)	SLM Display at final (dB)	Deviated Value (dB)	Acceptance Limits (dB)
A - weight	94.0	94.1	0.1	± 0.3

QF-TS12-04-04-020664

T. Petch.

Continuation of Calibration Certificate

Cert. No. : ACL23083
Job No. : VC66AC0031
Pages : 6 of 8

7. Level linearity on the reference level range

Anticipated Value (dB)	Measured Value (dB)	Deviated Value (dB)	Acceptance Limits (dB)
137.0	137.0	0.0	± 1.1
136.0	136.0	0.0	± 1.1
135.0	135.0	0.0	± 1.1
134.0	134.0	0.0	± 1.1
133.0	133.0	0.0	± 1.1
132.0	132.0	0.0	± 1.1
131.0	131.0	0.0	± 1.1
129.0	129.0	0.0	± 1.1
124.0	124.0	0.0	± 1.1
119.0	119.0	0.0	± 1.1
114.0	114.0	0.0	± 1.1
109.0	109.0	0.0	± 1.1
104.0	104.0	0.0	± 1.1
99.0	99.0	0.0	± 1.1
94.0	94.0	0.0	± 1.1
89.0	89.0	0.0	± 1.1
84.0	84.0	0.0	± 1.1
79.0	79.0	0.0	± 1.1
74.0	74.0	0.0	± 1.1
69.0	69.0	0.0	± 1.1
64.0	64.0	0.0	± 1.1
59.0	59.0	0.0	± 1.1
54.0	54.0	0.0	± 1.1
49.0	49.0	0.0	± 1.1
44.0	44.0	0.0	± 1.1
39.0	38.9	-0.1	± 1.1
34.0	34.0	0.0	± 1.1
30.0	29.9	-0.1	± 1.1
29.0	28.9	-0.1	± 1.1
28.0	27.9	-0.1	± 1.1
27.0	26.9	-0.1	± 1.1
26.0	25.9	-0.1	± 1.1
25.0	24.9	-0.1	± 1.1

QF-TS12-04-04-020664

T. Petch.

Continuation of Calibration Certificate

Cert. No. : ACL23083
Job No. : VC66AC0031
Pages : 7 of 8

8. Level linearity including the level range control

Range	Anticipated Value (dB)	Measured Value (dB)	Deviated Value (dB)	Acceptance Limits (dB)
Auto	94.0	94.0	0.0	±1.1

9. Tone burst response

Time Weighting	Tone burst duration, Tb (ms)	Cycle	Anticipated Value (dB)	Measured Value (dB)	Deviated Value (dB)	Acceptance Limits (dB)
Fast	0.25	1	108.0	107.9	-0.1	1.5 ; -5.0
	2	8	117.0	117.0	0.0	1.0 ; -2.5
	200	800	134.0	134.1	0.1	±1.0
Slow	2	8	108.0	108.0	0.0	1.5 ; -5.0
	200	800	127.6	127.6	0.0	±1.0
	0.25	1	99.0	98.9	-0.1	1.5 ; -5.0
SEL	2	8	108.0	108.0	0.0	1.0 ; -2.5
	200	800	128.0	128.1	0.1	±1.0

10. Peak C sound level

Number of cycle in test signal	Anticipated Value (dB)	Measured Value, L _{peak} (dB)	Deviated Value (dB)	Acceptance Limits (dB)
Continuous	133.0	133.0	0.0	-
One	136.4	136.0	-0.4	±3.0

Number of cycle in test signal	Anticipated Value (dB)	Measured Value (dB)	Deviated Value (dB)	Acceptance Limits (dB)
Continuous	133.0	133.1	0.1	-
Positive half cycle	135.4	135.2	-0.2	±2.0
Negative half cycle	135.4	135.2	-0.2	±2.0

QF-TS12-04-04-020664

T. Petchur

Continuation of Calibration Certificate

Cert. No. : ACL23083
Job No. : VC66AC0031
Pages : 8 of 8

11. Overload indication

Measured value (dB)		Deviated Value (dB)	Acceptance Limits (dB)
Positive one-half cycle	Negative one-half cycle	0.0	±1.5
89.6	89.6		

12. High level stability

Frequency Weighting	SLM Display at initial (dB)	SLM Display at final (dB)	Deviated Value (dB)	Acceptance Limits (dB)
A-weight	137.0	137.1	-0.1	±0.3

The reported uncertainty is based on a standard uncertainty multiplied by coverage factor $k = 2$ or any value following calculation, providing a level of confidence of approximately 95 %

End of Calibration Certificate

QF-TS12-04-04-020664

T. Petchur

SITHIPORN ASSOCIATES CO.,LTD.
CALIBRATION LABORATORY451-451/1 Sirinthorn Rd.,Bangbunru, Bangplud Bangkok 10700 THAILAND.
Tel:0-2435-8800 Fax:0-2433-1679 e-mail:cal-center@sithiporn.com http://www.sithiporn.comCert. No. : ACL22115
Pages : 1 of 8

Calibration Certificate

Equipment : SOUND LEVEL METER
Manufacturer : RION
Model : NL-42/ Microphone UC-52 / Preamplifier NH-24
Serial No.: 00734223 / 157777 / 22653
ID No.: RYG_FS0029

Condition As Found : GOOD

Customer : ALS LABORATORY GROUP (THAILAND) CO., LTD.
104 PHATTHANAKAN 40, PHATTHANAKAN ROAD,
KHUWAENG PHATTHANAKAN, KHUET SUAN LUANG,
BANGKOK, 10250 THAILAND.

Location : -
Ambient Temperature : (23.0 ± 3) °C
Pressure : (101.3 ± 3) kPa
Relative Humidity : (50.0 ± 20) %

Received Date : 17 MAY 2022
Calibration Date : 24-27 MAY 2022
Date of Issue : 30 MAY 2022

Calibrated by : Nanthakorn Pisutpaisan

Approved by :

T. Petchur
(Thanakul Petchurai)

This certificate is issued in accordance with the requirements of ISO/IEC 17025 standard, may not be reproduced other than in full, except with the prior written approval of the head of Calibration Laboratory.

QF-TS12-04-04-020664

Continuation of Calibration Certificate

Cert. No. : ACL22115
Job No. : VC65AC0060
Pages : 2 of 8

Calibration Procedure : CP-AC-01

Calibration Method :

This equipment was calibrated by based on IEC-61672-3 (2013) Standard for sound level meter (SLM).
The SLM had tests to Acoustical and Electrical signal tests of frequency weighting with Anechoic chamber and Reference Standard Instruments.
For tests results of each items were made by observation of each Instruments display and also with SLM's display.

Condition of this result of calibration :

1. Reference Standard Instruments :

Instrument	Model	Serial No.	Cert. No.	Due Date
Waveform Generator	33210A	MY48017076	EF-0007-22	04-Feb-23
Waveform Generator	33511B	MY52302742	EF-0008-22	04-Feb-23
Digital Multimeter	33461A	MY53220104	EEL-BP_04/0265	09-Feb-23
Digital Multimeter	33461A	MY53220076	EEL-BP_03/0265	09-Feb-23
Digital Multimeter	34461A	MY60024273	EEL-BP_05/0265	09-Feb-23
Programmable Attenuator	MAT-1070	62100114	EF-0009-22	07-Feb-23
Condenser Microphone	4180	2977900	AA-1013-22	24-Feb-23
Measuring Amplifier	NA-42KAI	34560495	AA-3005-22	22-Feb-23

2. This result of calibration was found accurate as shown on date and place of calibration for this calibrated item only.

3. This certificate is traceable to the international system of unit maintained at :

3.1 National Institute of Metrology (Thailand).

3.2 Thailand Institute of Scientific and Technological Research (TISTR)

QF-TS12-04-04-020664

T. Petchur

Continuation of Calibration Certificate

Cert. No. : ACL22115
Job No. : VC65AC0060
Pages : 3 of 8

Summary of Measurement Result :

Parameter	Pass	Fail	Uncertainty (dB)	Maximum-permitted uncertainty of measurement (dB)
1. Absolute sensitivity	✓	-	0.2	N/A
2. Self-generated noise	✓	-	0.2	N/A
3. Acoustical signal tests of frequency weightings				
125 Hz	✓	-	0.3	0.6
1000 Hz	✓	-	0.3	0.6
8000 Hz	✓	-	0.3	0.7
4. Electrical signal tests of frequency weightings				
For 10 Hz to 4 kHz	✓	-	0.3	0.6
For > 4 kHz to 10 kHz	✓	-	0.3	0.7
For > 10 kHz to 20 kHz	-	-	-	1.0
5. Frequency and time weightings at 1 kHz	✓	-	0.2	0.2
6. Long - term stability	✓	-	0.1	0.1
7. Level linearity on the reference level range	✓	-	0.2	0.3
8. Level linearity including the level range control	✓	-	0.2	0.3
9. Tone burst response	✓	-	0.2	0.3
10. Peak C sound level	✓	-	0.2	0.35
11. Overload indication	✓	-	0.2	0.25
12. High level stability	✓	-	0.1	0.1

QF-TS12-04-04-020664

T. R. P. L.

Continuation of Calibration Certificate

Cert. No. : ACL22115
Job No. : VC65AC0060
Pages : 4 of 8

Result of calibration :

1. Absolute sensitivity

Reference Acoustic Signal (dB)	Measured Value (dB)	Deviation (dB)	Acceptance Limit (dB)
93.9 (93.95)	93.9	0.0	±0.3

2. Self-generated noise

2.1 Normal test

Measured Value (dB)
18.0

2.2 The microphone of the sound level meter was replaced by electrical signal input device

Frequency Weighting	Measured value (dB)
A - weight	13.8
C - weight	20.3
Flat	25.8

3. Acoustical signal tests of frequency weightings

Meter free-field acoustic response at a level of 84 dB

Frequency (Hz)	Deviation from various frequency weighting response curve (dB)			Acceptance Limits
	Flat	C-weight	A-weight	
125	0.7	0.7	0.7	± 1.5
1000	0.1	0.1	0.1	± 1.0
8000	-1.5	-1.5	-1.5	±5.0

QF-TS12-04-04-020664

T. R. P. L.

Continuation of Calibration Certificate

Cert. No. : ACL22115
Job No. : VC65AC0060
Pages : 5 of 8

4. Electrical signal tests of frequency weightings

Weighting network response with relative to 1 kHz.

Frequency (Hz)	Deviation from various frequency weighting response curve (dB)			
	Flat	C-weight	A-weight	Acceptance Limits
63	-0.1	-0.2	-0.1	±2.0
125	-0.1	0.0	0.0	±1.5
250	0.0	0.0	-0.1	±1.5
500	0.0	0.0	-0.1	±1.5
1000	0.0	0.0	0.0	±1.0
2000	0.0	0.0	0.0	±2.0
4000	0.0	0.0	0.0	±3.0
8000	0.0	0.0	0.0	±5.0

5. Frequency and time weightings at 1 kHz

5.1 Frequency weightings at 1 kHz

Frequency Weighting	Measured Value (dB)	Deviated Value (dB)	Acceptance Limits (dB)
A - weight	94.0	0.0	-
C - weight	94.0	0.0	± 0.2
Flat	94.0	0.0	± 0.2

5.2 Time weighting at 1 kHz

Frequency Weighting	Measured Value (dB)	Deviated Value (dB)	Acceptance Limits (dB)
Fast	94.0	0.0	-
Slow	94.0	0.0	± 0.1
Leq	94.0	0.0	± 0.1

6. Long - term stability

Frequency Weighting	SLM Display at initial (dB)	SLM Display at final (dB)	Deviated Value (dB)	Acceptance Limits (dB)
A - weight	94.0	94.0	0.0	± 0.3

QF-TS12-04-04-020664

T. R. P. L.

Continuation of Calibration Certificate

Cert. No. : ACL22115
Job No. : VC65AC0060
Pages : 6 of 8

7. Level linearity on the reference level range

Anticipated Value (dB)	Measured Value (dB)	Deviated Value (dB)	Acceptance Limits (dB)
137.0	137.0	0.0	± 1.1
136.0	136.0	0.0	± 1.1
135.0	135.0	0.0	± 1.1
134.0	134.0	0.0	± 1.1
133.0	132.9	-0.1	± 1.1
132.0	131.9	-0.1	± 1.1
131.0	130.9	-0.1	± 1.1
129.0	128.9	-0.1	± 1.1
124.0	123.9	-0.1	± 1.1
119.0	119.0	0.0	± 1.1
114.0	114.0	0.0	± 1.1
109.0	109.0	0.0	± 1.1
104.0	104.0	0.0	± 1.1
99.0	99.0	0.0	± 1.1
94.0	94.0	0.0	± 1.1
89.0	89.0	0.0	± 1.1
84.0	84.0	0.0	± 1.1
79.0	79.0	0.0	± 1.1
74.0	74.0	0.0	± 1.1
69.0	69.0	0.0	± 1.1
64.0	64.0	0.0	± 1.1
59.0	59.0	0.0	± 1.1
54.0	54.0	0.0	± 1.1
49.0	49.0	0.0	± 1.1
44.0	44.0	0.0	± 1.1
39.0	39.0	0.0	± 1.1
34.0	34.0	0.0	± 1.1
30.0	29.9	-0.1	± 1.1
29.0	28.9	-0.1	± 1.1
28.0	28.0	0.0	± 1.1
27.0	27.0	0.0	± 1.1
26.0	25.9	-0.1	± 1.1
25.0	24.9	-0.1	± 1.1

QF-TS12-04-04-020664

T. R. P. L.

Continuation of Calibration Certificate

Cert. No. : ACL22115
Job No. : VC65AC0060
Pages : 7 of 8

8. Level linearity including the level range control

Range	Anticipated Value (dB)	Measured Value (dB)	Deviated Value (dB)	Acceptance Limits (dB)
Auto	94.0	94.0	0.0	±1.1

9. Tone burst response

Time Weighting	Tone burst duration, T _b (ms)	Cycle	Anticipated Value (dB)	Measured Value (dB)	Deviated Value (dB)	Acceptance Limits (dB)
Fast	0.25	1	108.0	107.9	-0.1	1.5 ; -5.0
	2	8	117.0	116.9	-0.1	1.0 ; -2.5
	200	800	134.0	134.0	0.0	±1.0
Slow	2	8	108.0	108.0	0.0	1.5 ; -5.0
	200	800	127.6	127.6	0.0	±1.0
SEL	0.25	1	99.0	98.8	-0.2	1.5 ; -5.0
	2	8	108.0	108.0	0.0	1.0 ; -2.5
	200	800	128.0	128.0	0.0	±1.0

10. Peak C sound level

Number of cycle in test signal	Anticipated Value (dB)	Measured Value, L _{peak} (dB)	Deviated Value (dB)	Acceptance Limits (dB)
Continuous	133.0	133.0	0.0	-
One	136.4	135.8	-0.6	±3.0

Number of cycle in test signal	Anticipated Value (dB)	Measured Value (dB)	Deviated Value (dB)	Acceptance Limits (dB)
Continuous	133.0	133.0	0.0	-
Positive half cycle	135.4	135.1	-0.3	±2.0
Negative half cycle	135.4	135.1	-0.3	±2.0

QF-TS12-04-04-020664

T. Petchur

Continuation of Calibration Certificate

Cert. No. : ACL22115
Job No. : VC65AC0060
Pages : 8 of 8

11. Overload indication

Measured value (dB)		Deviated Value (dB)	Acceptance Limits (dB)
Positive one-half cycle	Negative one-half cycle		
89.6	89.6	0.0	±1.5

12. High level stability

Frequency Weighting	SLM Display at initial (dB)	SLM Display at final (dB)	Deviated Value (dB)	Acceptance Limits (dB)
A-weight	137.0	137.0	0.0	±0.3

The reported uncertainty is based on a standard uncertainty multiplied by coverage factor $k = 2$ or any value following calculation, providing a level of confidence of approximately 95 %

End of Calibration Certificate

QF-TS12-04-04-020664

T. Petchur

SITHIPORN ASSOCIATES CO.,LTD.
CALIBRATION LABORATORY451-451/1 Sirinthorn Rd., Bangbunru, Bangplud Bangkok 10700 THAILAND.
Tel:0-2435-8800 Fax:0-2433-1679 e-mail:cal-center@sithiporn.com http://www.sithiporn.comNSC-TS1-TS17025
CALIBRATION 0394
Cert. No. : ACL22240
Pages : 1 of 8

Calibration Certificate

Equipment : SOUND LEVEL METER
Manufacturer : RION
Model : NL-42A/ Microphone UC-52 / Preamplifier NH-24
Serial No. : 00623394 / 198641 / 26422
ID No. : -

Condition As Found : GOOD

Customer : ALS LABORATORY GROUP (THAILAND) CO., LTD.
104 PHATTHANAKAN 40, PHATTHANAKAN ROAD,
KHWAENG PHATTHANAKAN, KHET SUAN LUANG,
BANGKOK, 10250 THAILAND.

Location : -
Ambient Temperature : (23.0 ± 3) °C
Pressure : (101.3 ± 3) kPa
Relative Humidity : (50.0 ± 20) %

Received Date : 07 OCTOBER 2022
Calibration Date : 20-21 OCTOBER 2022
Date of Issue : 21 OCTOBER 2022

Calibrated by : Natakorn Pisutpaisan

Approved by :

T. Petchur
(Thanakul Petchurai)

This certificate is issued in accordance with the requirements of ISO/IEC 17025 standard, may not be reproduced other than in full, except with the prior written approval of the head of Calibration Laboratory.

QF-TS12-04-04-020664

Continuation of Calibration Certificate

Cert. No. : ACL22240
Job No. : VC65AC0089
Pages : 2 of 8

Calibration Procedure : CP-AC-01

Calibration Method :

This equipment was calibrated by based on IEC-61672-3 (2013) Standard for sound level meter (SLM). The SLM had tests to Acoustical and Electrical signal tests of frequency weighting with Anechoic chamber and Reference Standard Instruments.

For tests results of each items were made by observation of each Instruments display and also with SLM's display,

Condition of this result of calibration :

1. Reference Standard Instruments :

Instrument	Model	Serial No.	Cert. No.	Due Date
Waveform Generator	33210A	MY48017076	EF-0007-22	04-Feb-23
Waveform Generator	33511B	MY52302742	EF-0008-22	04-Feb-23
Digital Multimeter	33461A	MY53220104	EEL_BP_04/0265	09-Feb-23
Digital Multimeter	33461A	MY53220076	EEL_BP_03/0265	09-Feb-23
Digital Multimeter	34461A	MY60024273	EEL_BP_05/0265	09-Feb-23
Programmable Attenuator	MAT-1070	62100114	EF-0009-22	07-Feb-23
Condenser Microphone	4180	2977900	AA-1013-22	24-Feb-23
Measuring Amplifier	NA-42KAI	34560495	AA-3005-22	22-Feb-23

2. This result of calibration was found accurate as shown on date and place of calibration for this calibrated item only.

3. This certificate is traceable to the international system of unit maintained at :

- 3.1 National Institute of Metrology (Thailand),
- 3.2 Thailand Institute of Scientific and Technological Research (TISTR).

QF-TS12-04-04-020664

- 011

Continuation of Calibration Certificate

Cert. No. : ACL22240
Job No. : VC65AC0089
Pages : 3 of 8

Summary of Measurement Result :

Parameter	Pass	Fail	Uncertainty (dB)	Maximum-permitted uncertainty of measurement (dB)
1. Absolute sensitivity	✓	-	0.2	N/A
2. Self-generated noise	✓	-	0.2	N/A
3. Acoustical signal tests of frequency weightings				
125 Hz	✓	-	0.3	0.6
1000 Hz	✓	-	0.3	0.6
8000 Hz	✓	-	0.3	0.7
4. Electrical signal tests of frequency weightings				
For 10 Hz to 4 kHz	✓	-	0.3	0.6
For > 4 kHz to 10 kHz	✓	-	0.3	0.7
For > 10 kHz to 20 kHz	-	-	-	1.0
5. Frequency and time weightings at 1 kHz	✓	-	0.2	0.2
6. Long - term stability	✓	-	0.1	0.1
7. Level linearity on the reference level range	✓	-	0.2	0.3
8. Level linearity including the level range control	✓	-	0.2	0.3
9. Tone burst response	✓	-	0.2	0.3
10. Peak C sound level	✓	-	0.2	0.35
11. Overload indication	✓	-	0.2	0.25
12. High level stability	✓	-	0.1	0.1

QF-TS12-04-04-020664

- 011

Continuation of Calibration Certificate

Cert. No. : ACL22240
Job No. : VC65AC0089
Pages : 4 of 8

Result of calibration :

1. Absolute sensitivity

Reference Acoustic Signal (dB)	Measured Value (dB)	Deviation (dB)	Acceptance Limit (dB)
93.9 (93.95)	93.9	0.0	±0.3

2. Self-generated noise

2.1 Normal test

Measured Value (dB)
14.2

2.2 The microphone of the sound level meter was replaced by electrical signal input device.

Frequency Weighting	Measured value (dB)
A - weight	10.8
C - weight	17.1
Flat	23.0

3. Acoustical signal tests of frequency weightings

Meter free-field acoustic response at a level of 84 dB

Frequency (Hz)	Deviation from various frequency weighting response curve (dB)			
	Flat	C-weight	A-weight	Acceptance Limits
125	0.1	0.1	0.1	±1.5
1000	0.0	0.0	0.0	±1.0
8000	0.1	0.1	0.1	±5.0

QF-TS12-04-04-020664

- 011

Continuation of Calibration Certificate

Cert. No. : ACL22240
Job No. : VC65AC0089
Pages : 5 of 8

4. Electrical signal tests of frequency weightings

Weighting network response with relative to 1 kHz.

Frequency (Hz)	Deviation from various frequency weighting response curve (dB)			
	Flat	C-weight	A-weight	Acceptance Limits
63	0.1	-0.1	0.0	±2.0
125	0.0	0.0	0.1	±1.5
250	0.1	0.0	0.0	±1.5
500	0.0	0.0	0.0	±1.5
1000	0.0	0.0	0.1	±1.0
2000	0.0	0.0	0.1	±2.0
4000	0.0	0.0	0.0	±3.0
8000	0.1	0.0	0.1	±5.0

5. Frequency and time weightings at 1 kHz

5.1 Frequency weightings at 1 kHz

Frequency Weighting	Measured Value (dB)	Deviated Value (dB)	Acceptance Limits (dB)
A - weight	94.0	0.0	-
C - weight	94.0	0.0	±0.2
Flat	94.0	0.0	±0.2

5.2 Time weighting at 1 kHz

Frequency Weighting	Measured Value (dB)	Deviated Value (dB)	Acceptance Limits (dB)
Fast	94.0	0.0	-
Slow	94.0	0.0	±0.1
Leq	94.0	0.0	±0.1

6. Long - term stability

Frequency Weighting	SLM Display at initial (dB)	SLM Display at final (dB)	Deviated Value (dB)	Acceptance Limits (dB)
A - weight	94.0	94.1	0.1	±0.3

QF-TS12-04-04-020664

- 011

Continuation of Calibration Certificate

Cert. No. : ACL22240
Job No. : VC65AC0089
Pages : 6 of 8

7. Level linearity on the reference level range

Anticipated Value (dB)	Measured Value (dB)	Deviated Value (dB)	Acceptance Limits (dB)
137.0	137.0	0.0	±1.1
136.0	136.0	0.0	±1.1
135.0	135.1	0.1	±1.1
134.0	134.1	0.1	±1.1
133.0	133.0	0.0	±1.1
132.0	132.0	0.0	±1.1
131.0	131.0	0.0	±1.1
129.0	129.0	0.0	±1.1
124.0	124.0	0.0	±1.1
119.0	119.0	0.0	±1.1
114.0	114.0	0.0	±1.1
109.0	109.0	0.0	±1.1
104.0	104.1	0.1	±1.1
99.0	99.0	0.0	±1.1
94.0	94.0	0.0	±1.1
89.0	89.0	0.0	±1.1
84.0	84.0	0.0	±1.1
79.0	79.0	0.0	±1.1
74.0	74.0	0.0	±1.1
69.0	69.0	0.0	±1.1
64.0	64.0	0.0	±1.1
59.0	59.0	0.0	±1.1
54.0	54.0	0.0	±1.1
49.0	49.0	0.0	±1.1
44.0	44.0	0.0	±1.1
39.0	39.0	0.0	±1.1
34.0	34.0	0.0	±1.1
30.0	30.0	0.0	±1.1
29.0	29.0	0.0	±1.1
28.0	28.0	0.0	±1.1
27.0	27.0	0.0	±1.1
26.0	26.1	0.1	±1.1
25.0	25.1	0.1	±1.1

QF-TS12-04-04-020664

- 011

Continuation of Calibration Certificate

Cert. No. : ACL22240
Job No. : VC65AC0089
Pages : 7 of 8

8. Level linearity including the level range control

Range	Anticipated Value (dB)	Measured Value (dB)	Deviated Value (dB)	Acceptance Limits (dB)
Auto	94.0	94.0	0.0	±1.1

9. Tone burst response

Time Weighting	Tone burst duration, Tb (ms)	Cycle	Anticipated Value (dB)	Measured Value (dB)	Deviated Value (dB)	Acceptance Limits (dB)
Fast	0.25	1	108.0	107.9	-0.1	1.5 ; -5.0
	2	8	117.0	116.9	-0.1	1.0 ; -2.5
	200	800	134.0	134.0	0.0	±1.0
Slow	2	8	108.0	107.9	-0.1	1.5 ; -5.0
	200	800	127.6	127.6	0.0	±1.0
SEL	0.25	1	99.0	98.8	-0.2	1.5 ; -5.0
	2	8	108.0	108.0	0.0	1.0 ; -2.5
	200	800	128.0	128.0	0.0	±1.0

10. Peak C sound level

Number of cycle in test signal	Anticipated Value (dB)	Measured Value, L _{peak} (dB)	Deviated Value (dB)	Acceptance Limits (dB)
Continuous	133.0	133.0	0.0	-
One	136.4	136.3	-0.1	±3.0

Number of cycle in test signal	Anticipated Value (dB)	Measured Value (dB)	Deviated Value (dB)	Acceptance Limits (dB)
Continuous	133.0	133.0	0.0	-
Positive half cycle	135.4	135.1	-0.3	±2.0
Negative half cycle	135.4	135.1	-0.3	±2.0

QF-TS12-04-04-020664

Continuation of Calibration Certificate

Cert. No. : ACL22240
Job No. : VC65AC0089
Pages : 8 of 8

11. Overload indication

Measured value (dB)		Deviated Value (dB)	Acceptance Limits (dB)
Positive one-half cycle	Negative one-half cycle	0.0	±1.5
89.6	89.6		

12. High level stability

Frequency Weighting	SLM Display at initial (dB)	SLM Display at final (dB)	Deviated Value (dB)	Acceptance Limits (dB)
A-weight	137.0	137.0	0.0	±0.3

The reported uncertainty is based on a standard uncertainty multiplied by coverage factor $k = 2$ or any value following calculation, providing a level of confidence of approximately 95 %

End of Calibration Certificate

QF-TS12-04-04-020664

SITHIPORN ASSOCIATES CO.,LTD.
CALIBRATION LABORATORY451-451/1 Sirinthon Rd., Bangbunru, Bangplud Bangkok 10700 THAILAND.
Tel:0-2435-8800 Fax:0-2433-1679 e-mail:cal-center@sithiporn.com http://www.sithiporn.comCert. No. : ACL22239
Pages : 1 of 8

Calibration Certificate

Equipment : SOUND LEVEL METER
Manufacturer : RION
Model : NL-42A/ Microphone UC-52/ Preamplifier NH-24
Serial No.: 00623393 / 198640 / 26421
ID No.: 11111111

Condition As Found : GOOD

Customer : ALS LABORATORY GROUP (THAILAND) CO., LTD.
104 PHATTHANAKAN 40, PHATTHANAKAN ROAD,
KHWAENG PHATTHANAKAN, KHET SUAN LUANG,
BANGKOK, 10250 THAILAND.

Location : -
Ambient Temperature : (23.0 ± 3) °C
Pressure : (101.3 ± 3) kPa
Relative Humidity : (50.0 ± 20) %

Received Date : 07 OCTOBER 2022
Calibration Date : 20-21 OCTOBER 2022
Date of Issue : 21 OCTOBER 2022

Calibrated by : Natakorn Pisutpaisan

Approved by :

T. Petchurai
(Thanakul Petchurai)

This certificate is issued in accordance with the requirements of ISO/IEC 17025 standard, may not be reproduced other than in full, except with the prior written approval of the head of Calibration Laboratory.

QF-TS12-04-04-020664

Continuation of Calibration Certificate

Cert. No. : ACL22239
Job No. : VC65AC0089
Pages : 2 of 8

Calibration Procedure : CP-AC-01

Calibration Method :

This equipment was calibrated by based on IEC-61672-3 (2013) Standard for sound level meter (SLM). The SLM had tests to Acoustical and Electrical signal tests of frequency weighting with Anechoic chamber and Reference Standard Instruments.

For tests results of each items were made by observation of each Instruments display and also with SLM's display.

Condition of this result of calibration :

1. Reference Standard Instruments :

Instrument	Model	Serial No.	Cert. No.	Due Date
Waveform Generator	33210A	MY48017076	EF-0907-22	04-Feb-23
Waveform Generator	33511B	MY52302742	EF-0908-22	04-Feb-23
Digital Multimeter	33461A	MY53220104	EEL-BP_04/0265	09-Feb-23
Digital Multimeter	33461A	MY53220076	EEL-BP_03/0265	09-Feb-23
Digital Multimeter	34461A	MY60024273	EEL-BP_05/0265	09-Feb-23
Programmable Attenuator	MAT-1070	62100114	EF-0909-22	07-Feb-23
Condenser Microphone	4180	2977900	AA-1013-22	24-Feb-23
Measuring Amplifier	NA-42KAI	34560495	AA-3005-22	22-Feb-23

2. This result of calibration was found accurate as shown on date and place of calibration for this calibrated item only.

3. This certificate is traceable to the international system of unit maintained at :

3.1 National Institute of Metrology (Thailand).

3.2 Thailand Institute of Scientific and Technological Research (TISTR).

QF-TS12-04-04-020664

Continuation of Calibration Certificate

Cert. No. : ACL22239
Job No. : VC65AC0089
Pages : 3 of 8

Summary of Measurement Result :

Parameter	Pass	Fail	Uncertainty (dB)	Maximum-permitted uncertainty of measurement (dB)
1. Absolute sensitivity	✓	-	0.2	N/A
2. Self-generated noise	✓	-	0.2	N/A
3. Acoustical signal tests of frequency weightings				
125 Hz	✓	-	0.3	0.6
1000 Hz	✓	-	0.3	0.6
8000 Hz	✓	-	0.3	0.7
4. Electrical signal tests of frequency weightings				
For 10 Hz to 4 kHz	✓	-	0.3	0.6
For > 4 kHz to 10 kHz	✓	-	0.3	0.7
For > 10 kHz to 20 kHz	-	-	-	1.0
5. Frequency and time weightings at 1 kHz	✓	-	0.2	0.2
6. Long - term stability	✓	-	0.1	0.1
7. Level linearity on the reference level range	✓	-	0.2	0.3
8. Level linearity including the level range control	✓	-	0.2	0.3
9. Tone burst response	✓	-	0.2	0.3
10. Peak C sound level	✓	-	0.2	0.35
11. Overload indication	✓	-	0.2	0.25
12. High level stability	✓	-	0.1	0.1

QF-TS12-04-04-020664

Continuation of Calibration Certificate

Cert. No. : ACL22239
Job No. : VC65AC0089
Pages : 4 of 8

Result of calibration :

1. Absolute sensitivity

Reference Acoustic Signal (dB)	Measured Value (dB)	Deviation (dB)	Acceptance Limit (dB)
93.9 (93.95)	93.9	0.0	±0.3

2. Self-generated noise

2.1 Normal test

Measured Value (dB)
14.6

2.2 The microphone of the sound level meter was replaced by electrical signal input device

Frequency Weighting	Measured value (dB)
A - weight	11.2
C - weight	17.5
Flat	23.3

3. Acoustical signal tests of frequency weightings

Meter free-field acoustic response at a level of 84 dB

Frequency (Hz)	Deviation from various frequency weighting response curve (dB)			
	Flat	C-weight	A-weight	Acceptance Limits
125	0.3	0.3	0.3	±1.5
1000	0.0	0.0	0.0	±1.0
8000	0.0	0.0	0.0	±5.0

QF-TS12-04-04-020664

Continuation of Calibration Certificate

Cert. No. : ACL22239
Job No. : VC65AC0089
Pages : 5 of 8

4. Electrical signal tests of frequency weightings

Weighting network response with relative to 1 kHz.

Frequency (Hz)	Deviation from various frequency weighting response curve (dB)			
	Flat	C-weight	A-weight	Acceptance Limits
63	0.0	0.0	0.0	±2.0
125	0.0	0.1	0.0	±1.5
250	0.0	0.0	0.0	±1.5
500	0.0	0.1	0.0	±1.5
1000	0.0	0.0	0.0	±1.0
2000	0.0	0.0	0.0	±2.0
4000	0.0	0.0	0.0	±3.0
8000	0.0	0.1	0.1	±5.0

5. Frequency and time weightings at 1 kHz

5.1 Frequency weightings at 1 kHz

Frequency Weighting	Measured Value (dB)	Deviated Value (dB)	Acceptance Limits (dB)
A - weight	94.0	0.0	-
C - weight	94.0	0.0	±0.2
Flat	94.0	0.0	±0.2

5.2 Time weighting at 1 kHz

Frequency Weighting	Measured Value (dB)	Deviated Value (dB)	Acceptance Limits (dB)
Fast	94.0	0.0	-
Slow	94.0	0.0	±0.1
Leq	94.0	0.0	±0.1

6. Long - term stability

Frequency Weighting	SLM Display at initial (dB)	SLM Display at final (dB)	Deviated Value (dB)	Acceptance Limits (dB)
A - weight	94.0	94.0	0.0	±0.3

QF-TS12-04-04-020664

Continuation of Calibration Certificate

Cert. No. : ACL22239
Job No. : VC65AC0089
Pages : 6 of 8

7. Level linearity on the reference level range

Anticipated Value (dB)	Measured Value (dB)	Deviated Value (dB)	Acceptance Limits (dB)
137.0	137.0	0.0	±1.1
136.0	136.0	0.0	±1.1
135.0	135.0	0.0	±1.1
134.0	134.0	0.0	±1.1
133.0	133.0	0.0	±1.1
132.0	132.0	0.0	±1.1
131.0	131.0	0.0	±1.1
129.0	129.0	0.0	±1.1
124.0	124.0	0.0	±1.1
119.0	119.0	0.0	±1.1
114.0	114.0	0.0	±1.1
109.0	109.0	0.0	±1.1
104.0	104.0	0.0	±1.1
99.0	99.0	0.0	±1.1
94.0	94.0	0.0	±1.1
89.0	89.0	0.0	±1.1
84.0	84.0	0.0	±1.1
79.0	79.0	0.0	±1.1
74.0	74.0	0.0	±1.1
69.0	69.0	0.0	±1.1
64.0	64.0	0.0	±1.1
59.0	59.0	0.0	±1.1
54.0	54.0	0.0	±1.1
49.0	49.0	0.0	±1.1
44.0	44.0	0.0	±1.1
39.0	39.0	0.0	±1.1
34.0	34.0	0.0	±1.1
30.0	30.0	0.0	±1.1
29.0	29.0	0.0	±1.1
28.0	28.0	0.0	±1.1
27.0	27.0	0.0	±1.1
26.0	26.0	0.0	±1.1
25.0	25.0	0.0	±1.1

QF-TS12-04-04-020664

Continuation of Calibration Certificate

Cert. No. : ACL22239
Job No. : VC65AC0089
Pages : 7 of 8

8. Level linearity including the level range control

Range	Anticipated Value (dB)	Measured Value (dB)	Deviated Value (dB)	Acceptance Limits (dB)
Auto	94.0	94.0	0.0	±1.1

9. Tone burst response

Time Weighting	Tone burst duration, Tb (ms)	Cycle	Anticipated Value (dB)	Measured Value (dB)	Deviated Value (dB)	Acceptance Limits (dB)
Fast	0.25	1	108.0	107.9	-0.1	1.5 ; -5.0
	2	8	117.0	117.0	0.0	1.0 ; -2.5
	200	800	134.0	134.1	0.1	±1.0
Slow	2	8	108.0	108.0	0.0	1.5 ; -5.0
	200	800	127.6	127.6	0.0	±1.0
SEL	0.25	1	99.0	98.9	-0.1	1.5 ; -5.0
	2	8	108.0	108.0	0.0	1.0 ; -2.5
	200	800	128.0	128.0	0.0	±1.0

10. Peak C sound level

Number of cycle in test signal	Anticipated Value (dB)	Measured Value, L _{peak} (dB)	Deviated Value (dB)	Acceptance Limits (dB)
Continuous	133.0	133.0	0.0	-
One	136.4	135.6	-0.8	±3.0

Number of cycle in test signal	Anticipated Value (dB)	Measured Value (dB)	Deviated Value (dB)	Acceptance Limits (dB)
Continuous	133.0	133.0	0.0	-
Positive half cycle	135.4	135.2	-0.2	±2.0
Negative half cycle	135.4	135.2	-0.2	±2.0

QF-TS12-04-04-020664

Continuation of Calibration Certificate

Cert. No. : ACL22239
Job No. : VC65AC0089
Pages : 8 of 8

11. Overload indication

Measured value (dB)		Deviated Value (dB)	Acceptance Limits (dB)
Positive one-half cycle	Negative one-half cycle	0.0	±1.5
89.6	89.6		

12. High level stability

Frequency Weighting	SLM Display at initial (dB)	SLM Display at final (dB)	Deviated Value (dB)	Acceptance Limits (dB)
A-weight	137.0	137.0	0.0	±0.3

The reported uncertainty is based on a standard uncertainty multiplied by coverage factor $k = 2$ or any value following calculation, providing a level of confidence of approximately 95 %

End of Calibration Certificate

QF-TS12-04-04-020664

SITHIPORN ASSOCIATES CO.,LTD.
CALIBRATION LABORATORY451-451/1 Srinthom Rd., Bangbunru, Bangplud Bangkok 10700 THAILAND.
Tel:0-2435-8800 Fax:0-2433-1679 e-mail:cal-center@sithiporn.com http://www.sithiporn.comCert. No. : ACL22230
Pages : 1 of 8

Calibration Certificate

Equipment : SOUND LEVEL METER
Manufacturer : RION
Model : NL-42A/ Microphone UC-52 / Preamplifier NH-24
Serial No. : 00623391 / 198638 / 26419
ID No. : -

Condition As Found : GOOD

Customer : ALS LABORATORY GROUP (THAILAND) CO., LTD.
104 PHATTHANAKAN 40, PHATTHANAKAN ROAD,
KHWAENG PHATTHANAKAN, KHET SUAN LUANG,
BANGKOK, 10250 THAILAND.

Location : -
Ambient Temperature : (23.0 ± 3) °C
Pressure : (101.3 ± 3) kPa
Relative Humidity : (50.0 ± 20) %

Received Date : 28 SEPTEMBER 2022
Calibration Date : 12-17 OCTOBER 2022
Date of Issue : 18 OCTOBER 2022

Calibrated by : Nathakorn Pisutpaisan

Approved by :

T. Petchurai
(Thanakul Petchurai)

This certificate is issued in accordance with the requirements of ISO/IEC 17025 standard, may not be reproduced other than in full, except with the prior written approval of the head of Calibration Laboratory.

QF-TS12-04-04-020664

Continuation of Calibration Certificate

Cert. No. : ACL22230
Job No. : VC65AC0086
Pages : 2 of 8

Calibration Procedure : CP-AC-01

Calibration Method :

This equipment was calibrated by based on IEC-61672-3 (2013) Standard for sound level meter (SLM).
The SLM had tests to Acoustical and Electrical signal tests of frequency weighting with Anechoic chamber and Reference Standard Instruments.

For tests results of each items were made by observation of each Instruments display and also with SLM's display.

Condition of this result of calibration :

1. Reference Standard Instruments :

Instrument	Model	Serial No.	Cert. No.	Due Date
Waveform Generator	33210A	MY48017076	EF-0007-22	04-Feb-23
Waveform Generator	33511B	MY52302742	EF-0008-22	04-Feb-23
Digital Multimeter	33461A	MY53220104	EEL-BP_04.0265	09-Feb-23
Digital Multimeter	33461A	MY53220076	EEL-BP_03.0265	09-Feb-23
Digital Multimeter	34461A	MY60024273	EEL-BP_05.0265	09-Feb-23
Programmable Attenuator	MAT-1070	62100114	EF-0009-22	07-Feb-23
Condenser Microphone	4180	2977900	AA-1013-22	24-Feb-23
Measuring Amplifier	NA-42KAJ	34560495	AA-3005-22	22-Feb-23

2. This result of calibration was found accurate as shown on date and place of calibration, for this calibrated item only.

3. This certificate is traceable to the international system of unit maintained at :

- 3.1 National Institute of Metrology (Thailand).
- 3.2 Thailand Institute of Scientific and Technological Research (TISTR).

QF-TS12-04-04-020664

Continuation of Calibration Certificate

Cert. No. : ACL22230
Job No. : VC65AC0086
Pages : 3 of 8

Summary of Measurement Result :

Parameter	Pass	Fail	Uncertainty (dB)	Maximum-permitted uncertainty of measurement (dB)
1. Absolute sensitivity	✓	-	0.2	N/A
2. Self-generated noise	✓	-	0.2	N/A
3. Acoustical signal tests of frequency weightings				
125 Hz	✓	-	0.3	0.6
1000 Hz	✓	-	0.3	0.6
8000 Hz	✓	-	0.3	0.7
4. Electrical signal tests of frequency weightings				
For 10 Hz to 4 kHz	✓	-	0.3	0.6
For > 4 kHz to 10 kHz	✓	-	0.3	0.7
For > 10 kHz to 20 kHz	-	-	-	1.0
5. Frequency and time weightings at 1 kHz	✓	-	0.2	0.2
6. Long - term stability	✓	-	0.1	0.1
7. Level linearity on the reference level range	✓	-	0.2	0.3
8. Level linearity including the level range control	✓	-	0.2	0.3
9. Tone burst response	✓	-	0.2	0.3
10. Peak C sound level	✓	-	0.2	0.35
11. Overload indication	✓	-	0.2	0.25
12. High level stability	✓	-	0.1	0.1

QF-TS12-04-04-020664

T. R. L.

Continuation of Calibration Certificate

Cert. No. : ACL22230
Job No. : VC65AC0086
Pages : 4 of 8

Result of calibration :

1. Absolute sensitivity

Reference Acoustic Signal (dB)	Measured Value (dB)	Deviation (dB)	Acceptance Limit (dB)
93.9 (93.95)	93.9	0.0	±0.3

2. Self-generated noise

2.1 Normal test

Measured Value (dB)
15.7

2.2 The microphone of the sound level meter was replaced by electrical signal input device.

Frequency Weighting	Measured value (dB)
A - weight	12.8
C - weight	18.6
Flat	24.1

3. Acoustical signal tests of frequency weightings

Meter free-field acoustic response at a level of 84 dB

Frequency (Hz)	Deviation from various frequency weighting response curve (dB)			
	Flat	C-weight	A-weight	Acceptance Limits
125	0.0	0.1	0.1	±1.5
1000	0.0	0.0	0.0	±1.0
8000	0.9	0.9	1.0	±5.0

QF-TS12-04-04-020664

T. R. L.

Continuation of Calibration Certificate

Cert. No. : ACL22230
Job No. : VC65AC0086
Pages : 5 of 8

4. Electrical signal tests of frequency weightings

Weighting network response with relative to 1 kHz.

Frequency (Hz)	Deviation from various frequency weighting response curve (dB)			
	Flat	C-weight	A-weight	Acceptance Limits
63	0.0	-0.1	0.0	±2.0
125	0.0	0.1	0.0	±1.5
250	0.0	0.0	0.0	±1.5
500	0.0	0.1	0.0	±1.5
1000	0.0	0.0	0.0	±1.0
2000	0.0	0.1	0.1	±2.0
4000	0.1	0.1	0.1	±3.0
8000	0.1	0.1	0.1	±5.0

5. Frequency and time weightings at 1 kHz

5.1 Frequency weightings at 1 kHz

Frequency Weighting	Measured Value (dB)	Deviated Value (dB)	Acceptance Limits (dB)
A - weight	94.0	0.0	-
C - weight	94.0	0.0	±0.2
Flat	94.0	0.0	±0.2

5.2 Time weighting at 1 kHz

Frequency Weighting	Measured Value (dB)	Deviated Value (dB)	Acceptance Limits (dB)
Fast	94.0	0.0	-
Slow	94.0	0.0	±0.1
Leq	94.0	0.0	±0.1

6. Long - term stability

Frequency Weighting	SLM Display at initial (dB)	SLM Display at final (dB)	Deviated Value (dB)	Acceptance Limits (dB)
A - weight	94.0	94.1	0.1	±0.3

QF-TS12-04-04-020664

T. R. L.

Continuation of Calibration Certificate

Cert. No. : ACL22230
Job No. : VC65AC0086
Pages : 6 of 8

7. Level linearity on the reference level range

Anticipated Value (dB)	Measured Value (dB)	Deviated Value (dB)	Acceptance Limits (dB)
137.0	137.1	0.1	±1.1
136.0	136.1	0.1	±1.1
135.0	135.1	0.1	±1.1
134.0	134.1	0.1	±1.1
133.0	133.0	0.0	±1.1
132.0	132.0	0.0	±1.1
131.0	131.0	0.0	±1.1
129.0	129.0	0.0	±1.1
124.0	124.0	0.0	±1.1
119.0	119.1	0.1	±1.1
114.0	114.1	0.1	±1.1
109.0	109.0	0.0	±1.1
104.0	104.1	0.1	±1.1
99.0	99.1	0.1	±1.1
94.0	94.0	0.0	±1.1
89.0	89.0	0.0	±1.1
84.0	84.0	0.0	±1.1
79.0	79.0	0.0	±1.1
74.0	74.0	0.0	±1.1
69.0	69.0	0.0	±1.1
64.0	64.0	0.0	±1.1
59.0	59.0	0.0	±1.1
54.0	54.0	0.0	±1.1
49.0	49.0	0.0	±1.1
44.0	44.0	0.0	±1.1
39.0	39.0	0.0	±1.1
34.0	34.0	0.0	±1.1
30.0	30.1	0.1	±1.1
29.0	29.1	0.1	±1.1
28.0	28.1	0.1	±1.1
27.0	27.1	0.1	±1.1
26.0	26.1	0.1	±1.1
25.0	25.2	0.2	±1.1

QF-TS12-04-04-020664

T. R. L.

Continuation of Calibration Certificate

Cert. No. : ACL22230
Job No. : VC65AC0086
Pages : 7 of 8

8. Level linearity including the level range control

Range	Anticipated Value (dB)	Measured Value (dB)	Deviated Value (dB)	Acceptance Limits (dB)
Auto	94.0	94.0	0.0	±1.1

9. Tone burst response

Time Weighting	Tone burst duration, Tb (ms)	Cycle	Anticipated Value (dB)	Measured Value (dB)	Deviated Value (dB)	Acceptance Limits (dB)
Fast	0.25	1	108.0	107.9	-0.1	1.5 ; -5.0
	2	8	117.0	116.9	-0.1	1.0 ; -2.5
	200	800	134.0	134.0	0.0	±1.0
Slow	2	8	108.0	108.0	0.0	1.5 ; -5.0
	200	800	127.6	127.6	0.0	±1.0
SEL	0.25	1	99.0	98.8	-0.2	1.5 ; -5.0
	2	8	108.0	107.9	-0.1	1.0 ; -2.5
	200	800	128.0	128.0	0.0	±1.0

10. Peak C sound level

Number of cycle in test signal	Anticipated Value (dB)	Measured Value, L _{peak} (dB)	Deviated Value (dB)	Acceptance Limits (dB)
Continuous	133.0	133.0	0.0	-
One	136.4	135.5	-0.9	±3.0

Number of cycle in test signal	Anticipated Value (dB)	Measured Value (dB)	Deviated Value (dB)	Acceptance Limits (dB)
Continuous	133.0	133.0	0.0	-
Positive half cycle	135.4	135.1	-0.3	±2.0
Negative half cycle	135.4	135.1	-0.3	±2.0

QF-TS12-04-04-020664

Continuation of Calibration Certificate

Cert. No. : ACL22230
Job No. : VC65AC0086
Pages : 8 of 8

11. Overload indication

Measured value (dB)		Deviated Value (dB)	Acceptance Limits (dB)
Positive one-half cycle	Negative one-half cycle	0.1	±1.5
89.6	89.7		

12. High level stability

Frequency Weighting	SLM Display at initial (dB)	SLM Display at final (dB)	Deviated Value (dB)	Acceptance Limits (dB)
A - weight	137.0	137.0	0.0	±0.3

The reported uncertainty is based on a standard uncertainty multiplied by coverage factor $k=2$ or any value following calculation, providing a level of confidence of approximately 95 %

End of Calibration Certificate

QF-TS12-04-04-020664

CERTIFICATE OF CALIBRATION

ISSUED BY: **Cirrus Research plc**

DATE OF ISSUE: **01 December 2022** CERTIFICATE NUMBER **184072**

Cirrus Research plc
Acoustic House
Bridlington Road
Hunmanby
North Yorkshire
YO14 0PH
United Kingdom

Test engineer:
Terry Goodrich
Electronically signed:
1/12/23

Page 1 of 1
Test engineer:
Terry Goodrich
Electronically signed:
T. A. Goodrich

doseBadge Reader

Instrument
Manufacturer: **Cirrus Research plc**
Model Number: **RC:110A**
Serial Number: **73729**
Notes:

Calibration Procedure

The tests were carried out in accordance with the requirements of IEC 60942:2003 where applicable.
Date of Calibration: **01 December 2022**

Functionality Results

Function	Result
Keypad	Pass
Battery Power	Pass
Display	Pass
Communication	Pass
2 way IR link	Pass
Clock	Pass

Calibration Results

	Level (dB)	Frequency (Hz)	Distortion (% THD + Noise)
Result	113.96	998.2	0.64
Uncertainty	± 0.11	± 0.14	± 0.10
Tolerances	± 0.60	± 2.00	± 4.00

No adjustments were made during this calibration.

Environmental Conditions

Pressure: **102.11 kPa**
Temperature: **23.5 °C**
Humidity: **35.2 %**

Notes

This certificate provides traceability of measurement to the SI system of units and/or to units of measurement realised at the National Physical Laboratory or other recognised national metrology institutes. This certificate may not be reproduced other than in full, except with the prior written approval of the issuing laboratory. The results within this certificate relate only to the items calibrated. The reported expanded uncertainty is based on a standard uncertainty multiplied by a coverage factor $k=2$, providing a coverage probability of approximately 95%.

CERTIFICATE OF CALIBRATION

ISSUED BY: **Cirrus Research plc**

DATE OF ISSUE: **07 October 2022** CERTIFICATE NUMBER **181216**

Cirrus Research plc
Acoustic House
Bridlington Road
Hunmanby
North Yorkshire
YO14 0PH
United Kingdom

Page 1 of 1
Test engineer:
Nigel Smith
Electronically signed:
N. D. Smith

doseBadge Reader

Instrument
Manufacturer: **Cirrus Research plc**
Model Number: **RC:110A**
Serial Number: **92612**
Notes:

Calibration Procedure

The tests were carried out in accordance with the requirements of IEC 60942:2003 where applicable.
Date of Calibration: **07 October 2022**

Functionality Results

Function	Result
Keypad	Pass
Battery Power	Pass
Display	Pass
Communication	Pass
2 way IR link	Pass
Clock	Pass

Calibration Results

	Level (dB)	Frequency (Hz)	Distortion (% THD + Noise)
Result	113.99	1004.5	0.47
Uncertainty	± 0.11	± 0.14	± 0.10
Tolerances	± 0.60	± 2.00	± 4.00

No adjustments were made during this calibration.

Environmental Conditions

Pressure: **100.27 kPa**
Temperature: **23.5 °C**
Humidity: **45.3 %**

Notes

This certificate provides traceability of measurement to the SI system of units and/or to units of measurement realised at the National Physical Laboratory or other recognised national metrology institutes. This certificate may not be reproduced other than in full, except with the prior written approval of the issuing laboratory. The results within this certificate relate only to the items calibrated. The reported expanded uncertainty is based on a standard uncertainty multiplied by a coverage factor $k=2$, providing a coverage probability of approximately 95%.



Cert.No.: 22TW34
Page.: 1 of 2

Certificate of Testing

Equipment : DO Meter
Manufacturer : YSI
Model : 5000-115V
Serial No. : 15E102796
ID No. : RYG_EN0032
Received Date : 11 February 2022
Test Date : 14 February 2022
Reference : 2202-0404DSC-4
Submitted by : ALS Laboratory Group (Thailand) Co.,Ltd.
(Rayong Branch)
616/10 Moo 5 T.Maenam Khu, A.Pluakdaeng,
Rayong 21140, Thailand
Laboratory Condition : Temperature (25 ± 5) °C
Humidity (50 ± 20) %
Test Procedure : In - house method : CP-CH9
by Comparison Technique with Azide Modification Method.
Tested by : Walalak Sinihean
Approved by :
Approved Signatory
() Malee Butkruea
(✓) Sathip Meangmai
() Warakorn Lemgatrakul
Issue Date : 18 February 2022

REVIEW BY
APPROVED BY
NEXT CAL. DATE 15/8/23

0281285



Cert.No.: 22TW34
Page.: 2 of 2

Result : Dissolved Oxygen Meter Adjustment With Air 100 %
Dissolved Oxygen Probe No.: 15E100464

Titration Method (Azide Modification Method) (mg/L)	DO Meter Reading (mg/L)	Standard Deviation (mg/L)
8.02	8.02	0.0084

This report was certified only for the instrument we tested. It is allowable to use for study the system efficiency. The environmental impact control and present to organization if may concerned intend to use for advertising and referral purpose is prohibited. This report may not be reproduced other in full, without written approval of the laboratory

-o0o-

1094744



Cert. No.: 22LM12
Page.: 1 of 2

Certificate of Calibration

Equipment : DO Meter with Sensor
Manufacturer : YSI
Model : 5000-115V
Serial No. : 15E102796
ID No. : RYG_EN0032
Submitted by : ALS Laboratory Group (Thailand) Co.,Ltd. (Rayong Branch)
616/10 Moo 5 T.Maenam Khu, A.Pluakdaeng,
Rayong 21140, Thailand
Location : TPA On Site Calibration Laboratory
Received Order : 11 February 2022
Calibrated Date : 21 February 2022
Ambient Temperature : (26 ± 10) °C
Relative Humidity : (50 ± 30) %
AC Line Voltage : (220 ± 22) V
Calibrated by : Kunchit Promprat
Approved by :
Approved Signatory
() Pornthippa Tameyakul
(✓) Malee Butkruea
() Suwit Imjai
Issue Date : 21 February 2022

The Uncertainties are for a confidence probability of approximately 95%

This certificate may not be reproduced other than in full, except with the prior written
Approval of the head of Corporate Services 3 : Equipment Calibration and Testing Services.

A 0038008



Equipment : DO Meter with Sensor
Condition As-Received : Used Item
Reference : 2202-0404DSC-5
Procedure Used :-

Cert. No.: 22LM12
Page.: 2 of 2

Calibration were conducted using in-house calibration procedure CP-OT01 according to comparison with Industrial Platinum Resistance Thermometer (IPRT) into Temperature Bath.
The temperature scale used was based on ITS-90.

Condition of this result of calibration

1. Reference standard instrument:-

Instrument	Model	Serial No.	Cert. No.	Due Date
1) Digital Thermometer	1523	2188080	2111273	22 Nov 2022

2. This certificate is valid only to the item calibrated on date and place of calibration.
3. This certification is traceable to the International System of Unit.

Result of Calibration :- (*) Without Adjustment

Function : Temperature measurement.

This instrument was connected with temperature sensor, S/N.: 15E100464

Calibration Point (°C)	Immersion Depth (mm)	Standard Temperature (°C)	UUC* Reading (°C)	Error (°C)	Uncertainty (± °C)	Coverage Factor k
20.00	45	20.001	19.88	-0.121	0.15	2.00

UUC* : Unit Under Calibration.

The reported uncertainty of measurement was based on a standard uncertainty multiplied by a coverage factor k, providing a level of confidence of approximately 95 %.

-o0o-

1095714



Certificate of Calibration

Cert. No.: 22TM317
Page: 1 of 3

Equipment : Low Temp. Incubator

Manufacturer : Mammert

Model : IPP750

Serial No. : V818.0084

ID No. : RYG_EN0154

Submitted by : ALS Laboratory Group (Thailand) Co., Ltd.
(Rayong Branch)
616/10 Moo 5 T.Maenam Khu,
A.Pluakdaeng, Rayong 21140, Thailand
Location : BOD Room

Received Order : 22 April 2022

Calibration Date : 22 April 2022

Ambient Temperature : (26 ± 10) °C

Relative Humidity : (50 ± 30) %

Calibrated by : Man Pattanapongpaiboon

Approved by :
Approved Signatory

() Pornthippa Tameyakul
() Malee Bulkruea
() Suwit Imjai

Issue Date : 3 May 2022

The Uncertainties are for a confidence probability of approximately 95%

This certificate may not be reproduced other than in full, except with the prior written
Approval of the head of Corporate Services 3 (Equipment Calibration and Testing Services).

A 0040735



Equipment : Low Temp. Incubator
Condition As-Received : Used Item
Reference : 2204-01460C-1
Procedure Used :-

Cert. No.: 22TM317
Page: 2 of 3

Calibration were conducted using calibration procedure CP-OT02 according to direct measurement
The temperature scale used was based on ITS-90.

Condition of this result of calibration

1. Reference standard instrument:-

Instrument	Model	Serial No.	Cert. No.	Due Date
1) Data Acquisition	34970A	MY44031769	21LM12	02 Sep 2022

2. This certificate is valid only to the item calibrated on date and place of calibration.

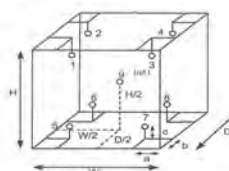
3. This certification is traceable to the International System of Units.

Result of Calibration :- () Without Adjustment

Function of UUC* : Temperature Source

Fresh air setting : Close

Environment during calibration		
	Beginning	Finished
Temp. (°C)	25	25
REL.Humid. (%)	54	58
AC Supply (Volt)	221	223



Probe Installation Details :

a = 10 cm
b = 10 cm
c = 10 cm

Dimension of Chamber :

D = 0.60 m
W = 1.0 m
H = 1.2 m
Capacity = 0.75 m³

Position :	Ref. Std. ID No.:
1	9RTD-2/1
2	9RTD-2/2
3	9RTD-2/3
4	9RTD-2/4
5	9RTD-2/5
6	9RTD-2/6
7	9RTD-2/7
8	9RTD-2/8
9 (ref.)	9RTD-2/9

Man

1106485



Equipment : Low Temp. Incubator
Condition As-Received : Used Item
Reference : 2204-01460C-1
Result of Calibration :- () Without Adjustment
Function of UUC* : Temperature Source
Fresh air setting : Close

Cert. No.: 22TM317
Page: 3 of 3

Calibration Point (°C)	UUC* Setting (°C)	UUC* Reading (°C)	Temperature stability (± °C)	Temperature uniformity (°C)	Overall Variation (°C)	Uncertainty (± °C)	Coverage Factor k
20.0	20.0	20.0	0.022	0.20	0.22	0.30	2

Calibration Point (°C)	Measured Temperature (°C)								
	1	2	3	4	5	6	7	8	9 (ref.)
20.0	20.209	20.174	20.199	20.110	20.075	20.062	20.027	20.069	20.030

Average* : The average of 30 values in each position.

Temperature stability : One-half of the greatest maximum difference of measured temperature at any one sensor.

Temperature uniformity : The maximum difference of measured temperatures at any sensors and the measured temperature at the reference location which are observed at the same time or at as close an observation time as possible to determine the temperature pattern or homogeneity within the chamber under steady-state conditions.

Overall Variation : The Difference of the maximum and minimum measured temperatures throughout observation.

UUC* : Unit Under Calibration

Note : The reported uncertainty of measurement was included stability and excluded uniformity.

The reported uncertainty of measurement was based on a standard uncertainty multiplied by a coverage factor k, providing a level of confidence of approximately 95 %

-000-

Man

1106484



Certificate of Calibration

Equipment : SPECTROPHOTOMETER
Model : DR6000
Serial No. (or ID.): 1627845 (RYG_EN0037)
Manufacturer : HACH
Condition : In Condition

Certificate No.: C08220484
Issued Date: 27 September 2022
Job No.: KSPR221222#
Page: 1 of 3

Customer : ALS Laboratory Group (Thailand) Co., Ltd. (Rayong Branch)
616/10 Moo 5 T.Maenam Khu,
A.Pluakdaeng, Rayong 21140, Thailand.

REVIEW BY :
APPROVED BY :
NEXT CAL DATE : 27/3/24

Environment Condition : Temperature 23.1 °C ±
Humidity 65.4 %RH ± 3.2 %RH

Calibration Place : ALS Laboratory Group (Thailand) Co., Ltd. (Rayong Branch) (Wet Chemistry)
616/10 Moo 5 T.Maenam Khu,
A.Pluakdaeng, Rayong 21140, Thailand.

Calibration By : Mr. Chattaphon Folthong
Calibration Date : 27 September 2022
The Method used : In house method, CAL-WI-24, base on ASTM E 275-08 and ASTM E 387-04

Traceability : This certificate is traceable to the CRM maintained by National Institute of Standards and Technology (NIST) through Starna Scientific Limited.

The standard for Wavelength Certificate No. 91418 and 91435
The standard for Photometric Certificate No. 91441 and 101088
The standard for Stray light Certificate No. 101041 and 101040
The standard for Spectral resolution Certificate No. 101037

(Mr. Chattaphon Folthong)
Person in charge

(Mr. Thalempoke Pongngam)
Authorized signatory

This certificate is issued the units of measurement according to the International System of Units (SI). It provides traceability of measurement to international or national standard or other recognized national standard laboratories.

The measurement uncertainty stated in the expanded uncertainty which is obtained from the standard uncertainty multiplied by the coverage factor (k=2) to provide a level of confidence of approximately 95%. It is determined in accordance with the Guide to Expression of Uncertainty in Measurement (GUM).

These results may be affected by deviations from specified conditions. The results relate only to the items tested, calibrated or sampled. The report shall not be reproduced except in full without approval of DKSH Technology Limited.

DKSH Technology Limited

1633 Sukhumvit Road, Bangkok, Thailand 10110
Phone: +66 2038 1000 Email: info@dksh.com

Delivering Growth - In Asia and Beyond.

CALFM-006-13: 30 Jul 2022

Calibration Results:
Without Adjustment

Wavelength Accuracy (nm), The spectral bandwidth of Std at 2 nm and UUC at 2 nm				
Standard Wavelength	Unit Under Calibration	Correction	Uncertainty	
418.61	418.4	0.21	0.14	
526.66	526.7	-0.04	0.14	
637.98	636.3	-0.32	0.14	
748.46	748.8	-0.32	0.14	
807.03	807.4	-0.37	0.13	
Photometric Accuracy (Absorbance)				
Wavelength	Standard absorbance	Unit Under Calibration	Correction	Uncertainty
420 nm	0.0000	0.000	0.0000	0.0045
	0.5805	0.583	-0.0025	0.0045
	0.7384	0.737	-0.0036	0.0045
	1.0534	1.057	-0.0036	0.0045
440 nm	0.0000	0.000	0.0000	0.0045
	0.5503	0.553	-0.0027	0.0045
	0.7179	0.720	-0.0021	0.0045
	1.0312	1.034	-0.0026	0.0045
455 nm	0.0000	0.000	0.0000	0.0045
	0.5024	0.505	-0.0036	0.0045
	0.6693	0.672	-0.0027	0.0045
	0.9504	0.954	-0.0036	0.0045
546.1 nm	0.0000	0.000	0.0000	0.0045
	0.5168	0.519	-0.0022	0.0045
	0.6903	0.691	-0.0007	0.0045
	0.9904	0.992	-0.0016	0.0045
590 nm	0.0000	0.000	0.0000	0.0045
	0.5525	0.554	-0.0015	0.0045
	0.7175	0.718	-0.0005	0.0045
	1.0301	1.031	-0.0008	0.0045
635 nm	0.0000	0.000	0.0000	0.0045
	0.5367	0.538	-0.0013	0.0045
	0.6847	0.685	-0.0003	0.0046
	0.9623	0.963	-0.0007	0.0045

DKSH Technology Limited
2533 Sukhumvit Road, Bangkok, Thailand 10260
Phone: +66 2030 7000 Email: info.calibration@dksh.com Website: www.dksh.com/calibration-thailand

Delivering Growth - In Asia and Beyond.

CAL-FM-C06-13: 20 Jul 2022

Calibration Results:
Without Adjustment

Photometric Accuracy (Absorbance)				
Wavelength	Standard absorbance	Unit Under Calibration	Correction	Uncertainty
235 nm	0.0000	0.000	0.0000	0.0080
	0.7423	0.744	-0.0017	0.0083
257 nm	0.0000	0.000	0.0000	0.0080
	0.8609	0.861	-0.0001	0.0084
313 nm	0.0000	0.000	0.0000	0.0080
	0.2695	0.282	-0.0025	0.0080
350 nm	0.0000	0.000	0.0000	0.0080
	0.6361	0.638	0.0001	0.0080
Stray light *				
Standard: cut-off	UUC: Wavelength (nm)	UUC: Transmission (%T)	Absorbance (A)	
260.67 +/- 0.11 nm	260.7	2.1	1.678	
391.84 +/- 0.11 nm	391.9	1.7	1.770	
Spectral Resolution *				
Nominal Concentration 0.02 1/vv	Peak	Trough	Ratio	SBW
Standard Wavelength (nm)	268.80	268.83	1.39	2.00
UUC: Wavelength (nm)	268.2	266.1		
Std Absorbance (A)	0.4810	0.3176		
Absorbance (A)	0.373	0.268		

* Calibration Marked * Not TISI Accredited * in this Certificate have been included for completeness.

The End of Certificate

DKSH Technology Limited
2533 Sukhumvit Road, Bangkok, Thailand 10260
Phone: +66 2030 7000 Email: info.calibration@dksh.com Website: www.dksh.com/calibration-thailand

Delivering Growth - In Asia and Beyond.

CAL-FM-C06-13: 20 Jul 2022

ใบตรวจสอบสภาพเครื่องวัดสิ่งแวดล้อม

เลขที่ใบงาน: KSPR2212224

ชนิดเครื่องมือ: SPECTROPHOTOMETER รุ่น: DR6000

หมายเลขเครื่อง: 1627845

ตรวจสอบ (รับ)		รายการตรวจเช็ค	ตรวจสอบ (ส่ง)		หมายเหตุ
27 Sep 2022			27 Sep 2022		
ปกติ	ไม่ปกติ		ปกติ	ไม่ปกติ	
		General			
<input checked="" type="checkbox"/>	<input type="checkbox"/>	1. ความสมบูรณ์เครื่อง	<input checked="" type="checkbox"/>	<input type="checkbox"/>	
<input checked="" type="checkbox"/>	<input type="checkbox"/>	2. ความสะอาด (ช่องใส่ตัวอย่าง, ภายใน-นอกเครื่อง)	<input checked="" type="checkbox"/>	<input type="checkbox"/>	
<input checked="" type="checkbox"/>	<input type="checkbox"/>	3. สวิตช์ เปิด – ปิด เครื่อง (On-Off Switch)	<input checked="" type="checkbox"/>	<input type="checkbox"/>	
<input checked="" type="checkbox"/>	<input type="checkbox"/>	4. ปุ่มกด (Keypad)	<input checked="" type="checkbox"/>	<input type="checkbox"/>	
<input checked="" type="checkbox"/>	<input type="checkbox"/>	5. หน้าจอ (Display, Screen Contrast)	<input checked="" type="checkbox"/>	<input type="checkbox"/>	
		Spectrophotometer			
<input type="checkbox"/>	<input type="checkbox"/>	6. แรงดันไฟฟ้า (Battery Backup) >= 2.5 VDC	<input type="checkbox"/>	<input type="checkbox"/>	
<input type="checkbox"/>	<input type="checkbox"/>	7. ตัวควบคุมความยาวคลื่น (Wavelength Control)	<input type="checkbox"/>	<input type="checkbox"/>	
<input checked="" type="checkbox"/>	<input type="checkbox"/>	8. ความยาวคลื่น (Wavelength Check)	<input checked="" type="checkbox"/>	<input type="checkbox"/>	656.1 nm 658.1 nm
<input checked="" type="checkbox"/>	<input type="checkbox"/>	9. แสงอุลตราไวโอเลต (UV < 3,000 hour)	<input checked="" type="checkbox"/>	<input type="checkbox"/>	
<input checked="" type="checkbox"/>	<input type="checkbox"/>	10. แสงที่มองเห็นแสง (Visible < 5,000 hour)	<input checked="" type="checkbox"/>	<input type="checkbox"/>	
<input checked="" type="checkbox"/>	<input type="checkbox"/>	11. ช่องใส่หลอดตัวอย่าง (Carousel Module)	<input checked="" type="checkbox"/>	<input type="checkbox"/>	
		pH Meter and Conductivity Meter			
<input type="checkbox"/>	<input type="checkbox"/>	12. อิเล็กโทรด (Electrode and Connection Cable)	<input type="checkbox"/>	<input type="checkbox"/>	
<input type="checkbox"/>	<input type="checkbox"/>	13. ระดับสารละลายใน Electrode (Level KCl)	<input type="checkbox"/>	<input type="checkbox"/>	
<input type="checkbox"/>	<input type="checkbox"/>	14. ฝาปิดกันน้ำ Electrode (Dust Protection Hood)	<input type="checkbox"/>	<input type="checkbox"/>	
<input type="checkbox"/>	<input type="checkbox"/>	15. ขาตั้งอิเล็กโทรด (Stand)	<input type="checkbox"/>	<input type="checkbox"/>	
		Turbidimeter			
<input type="checkbox"/>	<input type="checkbox"/>	16. ค่าความขุ่นที่ว่าง (No Sample)	<input type="checkbox"/>	<input type="checkbox"/>	
<input type="checkbox"/>	<input type="checkbox"/>	17. ระดับการล้างตัวอย่างของแสง (>= 2.5 ไม่นาที 3.0)	<input type="checkbox"/>	<input type="checkbox"/>	
		Automatic titrator			
<input type="checkbox"/>	<input type="checkbox"/>	18. สภาพ Piston Burettes	<input type="checkbox"/>	<input type="checkbox"/>	
<input type="checkbox"/>	<input type="checkbox"/>	19. Function Rinsing and Dosing	<input type="checkbox"/>	<input type="checkbox"/>	
<input type="checkbox"/>	<input type="checkbox"/>	20. ระบบจ่ายยาและอุปกรณ์ประกอบ	<input type="checkbox"/>	<input type="checkbox"/>	

แจ้งคืนเครื่องมือ:

Mr. Chattaphon Foithong
Service Engineer

DKSH Technology Limited
2533 Sukhumvit Road, Bangkok, Thailand 10260
Phone: +66 2030 7000 Email: info.calibration@dksh.com Website: www.dksh.com/calibration-thailand

Delivering Growth - In Asia and Beyond.

CAL-FM-R31-03: 20 Jul 2022



TECHNOLOGY PROMOTION ASSOCIATION (THAILAND-JAPAN)
CORPORATE SERVICES & EQUIPMENT CALIBRATION AND TESTING SERVICES
534/4 PATTANAKARN ROAD SOI 14, SUKHUMVIT, SUKHUMVIT BANGKOK 10260
TEL: 0-2717-7000-21 FAX: 0-2719-9444



Cert.No.: 22CH1733
Page: 1 of 3

Certificate of Calibration

Equipment :	pH Meter
Manufacturer :	Mettler Toledo
Model :	SevenExcellence
Serial No. :	B834291445
ID No. :	RYG_EN0152
Condition As-Received:	Used Item
Received Date :	21 December 2022
Calibration Date :	22 December 2022
Reference :	2212-0602DSC-1
Submitted by :	ALS Laboratory Group (Thailand) Co., Ltd. Rayong Branch 616/10 Moo 5 T.Maenam Khu, A.Pluakdaeng, Rayong 21140, Thailand
Ambient Temperature :	(25 ± 2.5) °C
Relative Humidity :	(50 ± 15) %
Calibration Procedure :	In - house method ; - CP-CH5 by direct measurement with standard voltage calibrator and direct measurement with certified reference material (CRM) - CP-CH8 by comparison with standard thermometer

Calibrated by : Warakorn Lernagatrakul

Approved by :
Approved Signatory

(/) Malee Butkruea
() Sathip Meangmai
() Warakorn Lernagatrakul

Issue Date : 26 December 2022

The Uncertainties are for a confidence probability of approximately 95%

This certificate may not be reproduced other than in full, except with the prior written approval of the head of Corporate Services & Equipment Calibration and Testing Services.

A 0048758



Cert.No.: 22CH1733
Page.: 2 of 3

Condition of this calibration result

1. Reference Standard Instrument :-

Instrument	Serial No.	ID No.	Cert. No.	Due Date
1) Document Process Calibrator	54030049	130RC116	22E2769	24 Aug 2023
2) Ref. Standard Thermometer	4982054	110RC044	22I1306	27 Oct 2023

This certification is traceable to the International System of Unit maintained at:-
- Traceable to National Institute of Metrology (Thailand), NIMT

2. Certified Reference Materials : The measurement results are traceable to SI through CPA chem Ltd., ANSI-ASQ National Accreditation Board, Accredited No. AR-1835

Buffer Solution	Manufacturer	Lot No.	Exp. date
pH 4.008	CPA chem	826588	09 July 2024
pH 6.987	CPA chem	823322	20 June 2023
pH 10.008	CPA chem	826590	09 July 2023

3. This certificate is valid only to the item calibrated on date and place of calibration.

Calibration Results

Function : mV Measurement

Performing standard curve by Fluke at pH (4.7,10)

Unit Under Calibration	Nominal Value	Standard Voltage Input	Actual Reading		Uncertainty of Measurement (± mV)	Coverage factor k
			mV	pH		
pH Meter S/N.: B834291445	4.000	177.48	177.3	4.000	0.058	2.00
	7.000	0.00	-0.1	7.000	0.058	2.00
	10.000	-177.48	-177.5	10.000	0.058	2.00

Male

a 1141167



Cert.No.: 22CH1733
Page.: 3 of 3

Calibration Results

Function : pH Measurement

Performing three buffers standard curve by using buffer nominal pH (4.7,10)

Unit Under Calibration	Standard pH Buffer Solution	Actual pH Reading	Actual mV Reading (mV)	Uncertainty of pH measurement (±)	Coverage factor k
pH Electrode S/N.: 1475518	4.008	4.011	185.2	0.0052	2.06
	6.987	6.990	10.4	0.0088	2.00
	10.008	10.014	-166.5	0.0072	2.00

Function : Temperature Measurement

(*) Without adjustment

This equipment was connected with Temperature Probe:

- Model : InLab Expert Pro-ISM

- Serial No. : 1475518

Dimension of probe:

- Length : 120 mm.

- Diameter : 12 mm.

- Immersion Depth : 100 mm.

Calibration Point (°C)	Standard Temperature (°C)	UUC* Reading (°C)	Error (°C)	Uncertainty of measurement (± °C)	Coverage factor k
25.0	25.001	24.9	-0.101	0.13	2.00

Remark : - UUC* = Unit Under Calibration

The reported uncertainty of measurement was based on a standard uncertainty multiplied by a coverage factor k, providing a level of confidence of approximately 95 %.

-o0o-

Male

a 1141166



TECHNOLOGY PROMOTION ASSOCIATION (THAILAND-JAPAN)
CORPORATE SERVICES 3: EQUIPMENT CALIBRATION AND TESTING SERVICES
5344 PATTANAKARN ROAD SOI 18, SUANLUANG, SUANLUANG, BANGKOK 10250
TEL. 0-2717-3090-24 FAX. 0-2719-9484



Certificate of Calibration

Certificate No.: 22E4088
Page: 1 of 2

Equipment : pH Meter
Manufacturer: Mottler Toledo
Model : SevenExcellence
Serial No.: B834291445
ID No.: RYG_EN0152

Condition As-Received: Used Item
Received Date: 21 December 2022
Calibration Date: 23 December 2022

Reference: 2212-0602DSC
Ambient Temperature: (23 ± 2) °C
Relative Humidity: (50 ± 10) %
Submitted by: ALS Laboratory Group (Thailand) Co., Ltd. Rayong Branch
616/10 Moo 5, T. Maenam Khu, A. Pluekdaeng,
Rayong 21140, Thailand

Procedure used: Calibration were conducted using in-house calibration Procedure CP-E17 According to direct measurement method with Multi-Product Calibrator.

Condition of this result of calibration

1. Reference standards instruments :

Instrument	Model	Serial No.	Certificate No.	Due Date
1) Multi-Product Calibrator	5500A	6315011	22E1431	05 May 2023

2. This result of calibration was made on request at the point specified by customer.

3. The certificate is valid only to the item calibrated on date and place of calibration.

4. This Certification is traceable to the International System of Unit maintained at:-

- National Institute of Metrology Thailand (NIMT)

Calibrated by: Wutthareeporn Wongchutikranee
Issue Date: 26 December 2022
Approved Signatory: [Signature]

[Signature]
[Signature]
[Signature]

a 0304803



Cert. No.: 22E4098
Page.: 2 of 2

Result of calibration:- (*) Without adjustment () After adjustment

Function: DC voltage measurer	Range: 2000	mV	Uncertainty
Standard Value	UUC* Reading	Error	
(mV)	(mV)	(mV)	(± μV)
-200.0000	-200.0	0.0	72
-150.0000	-150.0	0.0	69
-100.0000	-100.0	0.0	65
-50.0000	-50.0	0.0	62
0.0000	0.0	0.0	58
50.0000	50.0	0.0	62
100.0000	100.0	0.0	65
150.0000	150.0	0.0	69
200.0000	199.9	-0.1	72

The reported uncertainty of measurement was based on a standard uncertainty multiplied by a coverage factor k=2, providing a level of confidence of approximately 95 %.

*UUC= Unit Under Calibration.

-o0o-

Male

a 1140616

Sartorius (Thailand) Co., Ltd.
129 Rama 9 Road, Huaykwang, Huaykwang, Bangkok 10310
Tel: +66 2643 8361-6, e-mail: service.thailand@sartorius.com



SARTORIUS

REVIEW BY: *Thamkall*
APPROVED BY: *[Signature]*
NEXT CAL DATE: 01/03/24

Certificate of Calibration

Model Number : MSE224S-100-DU Certificate No. : 23BCI0112
Description : Analytical Balance Issued Date : Friday, March 03, 2023
Serial Number : 0026207038 Reference No. : 204833
ID No. : RYG_EN0002
Manufacturer : Sartorius Page No. : 1 of 2

Customer Name : ALS Laboratory Group (Thailand) Co., Ltd. (Rayong Branch)
616/10 Moo 5 T.Maenam Khu, A.Pluak Daeng, Rayong 21140, Thailand.

Calibrated Place : ALS Laboratory Group (Thailand) Co., Ltd. (Balance Room)
616/10 Moo 5 T.Maenam Khu, A.Pluakdaeng, Rayong 21140, Thailand.

Calibrated By : Mr.Chonchai Inthana Calibration Procedure No. : This calibration was conducted by
Calibration Date : Wednesday, March 01, 2023 Using in-house calibration procedure number (WI-003)
Based on UKAS LAB 14 : 2019

Metrological data :
Capacity : 220 g Readability : 0.0001 g
Ambient Conditions:
Temperature : 23.6 °C ± 5.0 °C
Humidity : 60.0 % RH ± 10.0 % RH
Pressure : ±

Reasons for calibration:
☐ New Installation ☐ Service / Required ☒ Re-calibration / Maintenance
Equipment Condition: ☒ Good ☐ Coarse ☐ Fair

Measurement Method UKAS Publication Ref : Lab 14
The measurement uncertainty stated is the expanded uncertainty which is obtained from the standard uncertainty multiplied by the coverage factor (k=2) to provide a level of confidence of approximately 95%. It is determined in accordance with the Guide to Expression of Uncertainty in Measurement (GUM). The calibration certificate documents the traceability to National Standards, which realise the unit of measurement according to the International Standard System of Units (SI). Report of Tolerance came from list of Sartorius Metrological Specifications.

Model Number	Description	Traceability	Certificate No.	Due Date
YCS011-522-00	Sartorius weight set 1mg - 5000g E2.YCS011-522-00	SPC-RT	C02212565	14-Sep-2023
MHB-362SD	Humidity/Berometer/Temp Lutron MHB-362SD	DKSH	C19220444	5-Sep-2023

This certificate relates and apply this equipment only.
This certificate may not be reproduced other than in full except with the prior written approval of the Verification Operation Division:
Sartorius (Thailand) Co., Ltd.
SOP FM 33-03 February 2022

Mr. Chonchai Inthana (Technical Manager)



TECHNOLOGY PROMOTION ASSOCIATION (THAILAND-JAPAN)
CORPORATE SERVICES & EQUIPMENT CALIBRATION AND TESTING SERVICES
550/2 PATTANASAKARN ROAD, SOI 18, SUANLUANG, SUANLUANG BANGKOK, 10250
TEL: 0-2717-8000-27 FAX: 0-2717-9344



Cert. No.: 22TM1492
Page : 1 of 3

Certificate of Calibration

Equipment : Hot Air Oven
Manufacturer : Memmert
Model : UM 400
Serial No. : b495.0899
ID No. : RYG_EN0006
Submitted by : ALS Laboratory Group (Thailand) Co., Ltd. (Rayong Branch)
616/10 Moo 5, T. Maenam Khu, A. Pluakdaeng, Rayong 21140, Thailand
Location : Oven Room
Received Order : 20 October 2022
Calibration Date : 20 October 2022
Ambient Temperature : (26 ± 10) °C
Relative Humidity : (50 ± 30) %
Calibrated by : Preecha Hiahilb
Approved by : *[Signature]*
Approved Signatory
Issue Date : 2 November 2022

REVIEW BY: *Thamkall*
APPROVED BY: *[Signature]*
NEXT CAL DATE: 20/10/24

() Pomthippa Tameyakul
() Malee Butkrues
() Suwit Imjai

The Uncertainties are for a confidence probability of approximately 95%

This certificate may not be reproduced other than in full, except with the prior written approval of the head of Corporate Services & Equipment Calibration and Testing Services.

Sartorius (Thailand) Co., Ltd.
129 Rama 9 Road, Huaykwang, Huaykwang, Bangkok 10310
Tel: +66 2643 8361-6 Fax: +66 2643 8367, e-mail: service.thailand@sartorius.com

SARTORIUS

Certificate of Calibration

Model Number : MSE224S-100-DU Certificate No. : 23BCI0112
Description : Analytical Balance Issued Date : Friday, March 03, 2023
Serial Number : 0026207038 Reference No. : 204833
ID No. : RYG_EN0002
Manufacturer : Sartorius Page No. : 2 of 2

Calibration Results : Without Adjustment

Repeatability			Eccentricity (Off-center loading error)		
The reproducibility is the ability of a weighing instrument to display nearly identical readings under constant test conditions when the same load within a measurement series is placed repeatedly on the weighing pan in the same manner. The standard deviation is used to express reproducibility quantitatively.			The off-center loading error is yielded by the difference between the reading of the load, i.e. 1/3 or 1/4 of maximum capacity, placed in the middle of the weighing pan and between each of four additional measurement points (positions defined according to OIML R76).		
Nominal Value : (Low Load)	20.0000 g	199.9999 g	Nominal value :	100 g	
Tolerance	0.0001 g	0.0001 g	Tolerance	0.0004 g	
Nominal Value : (High Load)	200 g	199.9999 g			
Tolerance	0.0001 g	0.0001 g			
Standard Deviation			Difference		
0.00003			1 -		
			2 -0.0003		
			3 -0.0001		
			4 0.0001		
			5 0.0002		
			6 -		

Linearity				
The linearity, also called linearity error, describes the deviation of the characteristic curve of a weighing instrument from the linear slope.				
Tolerance	0.0002 g			
Nominal Value (g)	Conventional Mass Value (g)	Displayed Value (g)	Deviation (g)	Uncertainty (g)
0.01	0.0100	0.0100	0.0000	0.00014
0.05	0.0500	0.0500	0.0000	0.00014
0.1	0.1000	0.1000	0.0000	0.00014
0.5	0.5000	0.5000	0.0000	0.00014
1	1.0000	1.0000	0.0000	0.00014
5	5.0000	5.0000	0.0000	0.00014
10	10.0000	10.0001	0.0001	0.00014
20	20.0000	20.0000	0.0000	0.00024
50	50.0000	50.0000	0.0000	0.00012
100	100.0000	99.9999	-0.0001	0.00019
200	200.0000	200.0000	0.0000	0.00032
End of Report				

SOP FM 33-03 February 2022



Equipment : Hot Air Oven
Condition As-Received : Used Item
Reference : 2210-03760C-1

Cert. No.: 22TM1492
Page : 2 of 3

Procedure Used :-
Calibration were conducted using calibration procedure CP-OT02 according to direct measurement method with Data Acquisition which connected with Resistance Temperature Detector (RTD).
The temperature scale used was based on ITS-90.

Condition of this result of calibration

Instrument	Model	Serial No.	Cert. No.	Due Date
1) Data Acquisition	34970A	MY44035217	21LM30	23 Dec 2022

2. This certificate is valid only to the item calibrated on date and place of calibration.

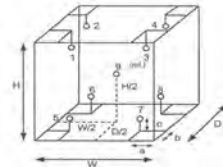
3. This certification is traceable to the International System of Unit.

Result of Calibration :- (*) Without Adjustment

Function of UUC* : Temperature Source

Fresh air setting : Close

Environment during calibration		
	Beginning	Finished
Temp. (°C)	28	29
REL.Humid. (%)	43	47
AC Supply (Volt)	220	221



Probe Installation Details :
a = 5.0 cm
b = 5.0 cm
c = 5.0 cm
Dimension of Chamber :
D = 0.33 m
W = 0.40 m
H = 0.40 m
Capacity = 0.053 m³

Position :	Ref. Std. ID No.:
1	18-10RTD-01
2	18-10RTD-02
3	18-10RTD-03
4	18-10RTD-04
5	18-10RTD-05
6	18-10RTD-06
7	18-10RTD-07
8	18-10RTD-08
9 (ref.)	18-10RTD-09

[Signature]



Equipment : Hot Air Oven
 Condition As-Received : Used Item
 Reference : 2210-0376OC-1
 Result of Calibration :- (*) Without Adjustment
 Function of UUC* : Temperature Source
 Fresh air setting : Close

Cert. No.: 22TM1492
 Page : 3 of 3

Calibration Point (°C)	UUC* Setting (°C)	UUC* Reading (°C)	Temperature stability (± °C)	Temperature uniformity (°C)	Overall Variation (°C)	Uncertainty (± °C)	Coverage Factor k
70.0	70.0	70.0	0.079	0.47	0.77	0.42	2

Calibration Point (°C)	Measured Temperature (°C)								
	Position								
	1	2	3	4	5	6	7	8	9 (ref.)
70.0	70.262	69.995	70.079	70.177	70.664	70.039	70.686	70.149	70.326

Average* : The average of 30 values in each position.

Temperature stability : One-half of the greatest maximum difference of measured temperature at any one sensor.
 Temperature uniformity : The maximum difference of measured temperatures at any sensors and the measured temperature at the reference location which are observed at the same time or at as close an observation time as possible to determine the temperature pattern or homogeneity within the chamber under steady-state conditions.

Overall Variation : The Difference of the maximum and minimum measured temperatures throughout observation.
 UUC* : Unit Under Calibration

Note : The reported uncertainty of measurement was included stability and excluded uniformity.

The reported uncertainty of measurement was based on a standard uncertainty multiplied by a coverage factor k, providing a level of confidence of approximately 95 %.

-000-

Malu.

a 1132472



TECHNOLOGY PROMOTION ASSOCIATION (THAILAND-JAPAN)
 CORPORATE SERVICES & EQUIPMENT CALIBRATION AND TESTING SERVICES
 5580 PATTANAKARN ROAD SOI 18, SUANLIANG, SUANLUANG BANGKOK 10250
 TEL: 0-2717-0000-27 FAX: 0-2710-9484



Cert. No.: 22TM1491
 Page : 1 of 3

Certificate of Calibration

Equipment : Water Bath
 Manufacturer : Memmert
 Model : WN822
 Serial No. : L513.0648
 ID No. : RYG_EN0061
 Submitted by : ALS Laboratory Group (Thailand) Co.,Ltd. (Rayong Branch)
 616/10 Moo 5, T. Maenam Khu,
 A. Pluakdaeng,
 Rayong 21140, Thailand
 Location : Wet Chemistry Lab
 Received Order : 20 October 2022
 Calibration Date : 20 October 2022
 Ambient Temperature : (26 ± 10) °C
 Relative Humidity : (50 ± 30) %
 Calibrated by : Preecha Hiahib
 Approved by :
 Approved Signatory
 () Pornthippa Tameyakul
 (/) Malee Bulkrues
 () Suwit Imjai

Issue Date : 2 November 2022

The Uncertainties are for a confidence probability of approximately 95 %

This certificate may not be reproduced other than in full, except with the written
 Approval of the Head of Corporate Services & Equipment Calibration and Testing Services.

A 0046906



Equipment : Water Bath
 Condition As-Received : Used Item
 Reference : 2210-0376OC-4
 Procedure Used :-

Cert. No.: 22TM1491
 Page : 2 of 3

Calibration were conducted using in-house calibration procedure CP-OT04 according to direct measurement method with Data Acquisition which connected with Industrial Platinum Resistance Thermometer (IPRT).

The temperature scale used was based on ITS-90.

Condition of this result of calibration

1. Reference standard instrument:-

Instrument	Model	Serial No.	Cert. No.	Due Date
1) Data Acquisition	34970A	MY44035217	21LM30	23 Dec 2022

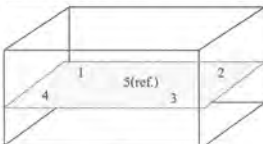
2. This certificate is valid only to the item calibrated on date and place of calibration.

3. This certification is traceable to the International System of Unit.

Result of Calibration :- (*) Without Adjustment

Function of UUC* : Temperature Source

	Environmental		AC Voltage Supply (Volt)
	(°C)	(%R.H.)	
Beginning of Calibration	24	53	222
Finished of Calibration	24	50	221



Front

Position :	Ref. Std. S/N.:
1	N37P300726
2	N37P300727
3	N37P300728
4	N37P300729
5 (ref.)	N37P300730

Malu.

a 1132471



Equipment : Water Bath
 Condition As-Received : Used Item
 Reference : 2210-0376OC-4
 Result of Calibration :- (*) Without Adjustment
 Function of UUC* : Temperature Source

Cert. No.: 22TM1491
 Page : 3 of 3

Calibration point (°C)	UUC* Setting (°C)	UUC* Reading (°C)	Average* Standard Reading (°C)				
			Position				
			1	2	3	4	5 (ref.)
85.0	85.0	85.0	84.527	84.563	84.628	84.516	84.580

Calibration point (°C)	Uniformity (°C)	Stability (± °C)	Uncertainty (± °C)	Coverage Factor k
85.0	0.12	0.081	0.18	2

Average* : The average of 30 values in each position.

Uniformity : The maximum difference of measured temperatures at any sensors and the measured temperature at the reference location which are observed at the same time or at as close an observation time as possible to determine the temperature pattern or homogeneity within the chamber under steady-state conditions.

Stability : One-half of the greatest maximum difference of measured temperature at any one probe.

UUC* : Unit Under Calibration

Note : The reported uncertainty of measurement was included stability and excluded uniformity.

The reported uncertainty of measurement was based on a standard uncertainty multiplied by a coverage factor k, providing a level of confidence of approximately 95 %.

-000-

Malu.

a 1132470



TECHNOLOGY PROMOTION ASSOCIATION (THAILAND-JAPAN)
CORPORATE SERVICES & EQUIPMENT CALIBRATION AND TESTING SERVICES
534/4 PATTANAKARNY ROAD SOI 18, SUKHUMVIT, SUKHUMVIT BANGKOK 10251
TEL. 0-2717-3000-37 FAX. 0-2719-5464



Cert. No.: 22TM1517
Page: 1 of 3

Certificate of Calibration

Equipment : Hot Air Oven
Manufacturer : Memmert
Model : UFE 500
Serial No. : G511.1572
ID No. : RYG_EN0010
Submitted by : ALS Laboratory Group (Thailand) Co., Ltd. (Rayong Branch)
618/10 Moo 5 T. Maenam Khu.
A. Pluakdaeng,
Rayong 21140 Thailand
Location : Oven Room
Received Order : 20 October 2022
Calibration Date : 20 October 2022
Ambient Temperature : $(26 \pm 10) ^\circ\text{C}$
Relative Humidity : $(50 \pm 30) \%$
Calibrated by : Man Pattanapongpaiboon

REVIEW BY *Tanawat*
APPROVED BY *Sep/S*
NEXT CAL. DATE *30/04/24*

Approved by : *Maha*
Approved Signatory
() Pornhippa Tameyakul
(x) Malee Butkruea
() Suwit Imjai

Issue Date : 2 November 2022

The Uncertainties are for a confidence probability of approximately 95%

This certificate may not be reproduced either in full, except with the prior written
Approval of the head of Corporate Services & Equipment Calibration and Testing Services.

A 0046908



Equipment : Hot Air Oven
Condition As-Received : Used Item
Reference : 2210-0376OC-2
Procedure Used :-

Cert. No.: 22TM1517
Page : 2 of 3

Calibration were conducted using calibration procedure CP-OT02 according to direct measurement method with Data Acquisition which connected with Resistance Temperature Detector (RTD) and Thermocouple Type T.

The temperature scale used was based on ITS-90.

Condition of this result of calibration

1. Reference standard instrument:-

Instrument	Model	Serial No.	Cert. No.	Due Date
1) Data Acquisition	34972A	MY49023932	22LM97	29 Jul 2023

2. This certificate is valid only to the item calibrated on date and place of calibration.

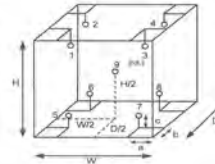
3. This certification is traceable to the International System of Unit.

Result of Calibration :- () Without Adjustment

Function of UUC* : Temperature Source

Fresh air setting : Close

Environment during calibration		
	Beginning	Finished
Temp. (°C)	25	25
REL Humid. (%)	54	59
AC Supply (Volt)	223	225



Probe Installation Details : Dimension of Chamber :
a = 5.0 cm D = 0.40 m
b = 5.0 cm W = 0.56 m
c = 5.0 cm H = 0.48 m
Capacity = 0.11 m³

Ref. Std. ID No.: @ Calibration Point		
Position :	(180) °C	(104) °C
1	21-16TC-01	20-16RTD-01
2	21-16TC-02	20-16RTD-02
3	21-16TC-03	20-16RTD-03
4	21-16TC-04	20-16RTD-04
5	21-16TC-05	22-16RTD-05
6	21-16TC-06	20-16RTD-06
7	21-16TC-07	20-16RTD-07
8	21-16TC-08	22-16RTD-08
9 (ref.)	21-16TC-09	22-16RTD-09

a 1132465



Equipment : Hot Air Oven
Condition As-Received : Used Item
Reference : 2210-0376OC-2
Result of Calibration :- () Without Adjustment
Function of UUC* : Temperature Source
Fresh air setting : Close

Cert. No.: 22TM1517
Page : 3 of 3

Calibration Point (°C)	UUC* Setting (°C)	UUC* Reading (°C)	Temperature stability (± °C)	Temperature uniformity (°C)	Overall Variation (°C)	Uncertainty (± °C)	Coverage Factor k
104.0	104.0	104.0	0.076	0.52	0.60	0.42	2
180.0	180.0	180.0	0.13	0.86	1.2	1.1	2

Measured Temperature (°C)									
Calibration Point (°C)	Position								
	1	2	3	4	5	6	7	8	9 (ref.)
104.0	103.768	103.734	103.723	103.800	104.215	104.131	104.132	103.740	103.747
180.0	179.723	179.359	179.439	179.489	180.351	180.114	180.131	180.243	179.605

Average* : The average of 30 values in each position.

Temperature stability : One-half of the greatest maximum difference of measured temperature at any one sensor
Temperature uniformity : The maximum difference of measured temperatures at any sensors and the measured temperature at the reference location which are observed at the same time or at as close an observation time as possible to determine the temperature pattern or homogeneity within the chamber under steady-state conditions.

Overall Variation : The Difference of the maximum and minimum measured temperatures throughout observation
UUC* : Unit Under Calibration

Note : The reported uncertainty of measurement was included stability and excluded uniformity

The reported uncertainty of measurement was based on a standard uncertainty multiplied by a coverage factor k, providing a level of confidence of approximately 95 %.

-000-

METTLER TOLEDO

Certificate Number : CPH-0167-22

Calibration Certificate Seven2Go™ pH/mV meter S2

Customer

Company : ALS LABORATORY GROUP (THAILAND)
Address : 618/10 Moo 5 T. Maenam, A. Pluakdaeng,
RAYONG 21140

Customer ID number : 20180073

Customer representative : -

Instrument

Type : Seven2Go™ pH/mV S2
Internal Identification : -
Instrument Serial Number : C22115514
Firmware version : 1.01

Technical specifications

Measuring Range : -1999.9 ... 1999.9 mV
Resolution : 1 mV
Limit of Error : ± 1 mV
Temperature range MTC : -5 ... 105 °C
Temperature range ATC : -5 ... 105 °C
Resolution : 0.1 °C
Limit of Error : ± 0.3 °C

Procedure Statement

METTLER TOLEDO Seven2Go Service Manual Section B (Doc. No. 80322101) will be used as reference documentation to adjust and verify that instrument indicated in this "Type" and "Serial number" section. The measurement results of this certification were obtained at ambient conditions.

REVIEW BY *Tanawat*
APPROVED BY *Sep/S*
NEXT CAL. DATE *26 July 2023*

a 1132465

Certificate Number CPH-0167-22

Certification Tools

Certified digital voltmeter	Manufacturer: HSWLETT PAKARD / 34401A	Serial number: US20021681
	Type: _____	Certificate number: 2103768
		Date of Certification: October 5, 2022
Certified Temperature Resistor	Manufacturer: METTLER-TOLEDO	Serial number: A221
	Type: 31302410	Certificate number: 63871
		Date of Certification: April 27, 2022

Designation	Nominal value	Certified value
NTC 30 kΩ, 0 °C	30 000 kΩ	30 000 kΩ
NTC 30 kΩ, 25 °C	30 000 kΩ	30 000 kΩ
NTC 30 kΩ, 50 °C	10 000 kΩ	10 000 kΩ
NTC 30 kΩ, 75 °C	4 529 kΩ	4 529 kΩ
NTC 30 kΩ, 100 °C	2 023 kΩ	2 023 kΩ

Certificate Number CPH-0167-22

Certification Measurements

Designation	Certified value	Measured value	Max. Tolerance	Passed / Failed
+100 mV	+100.0 mV	+100.0 mV	1 mV	Passed
-100 mV	-100.0 mV	-100.0 mV	1 mV	Passed
+500 mV	+500.0 mV	+500.0 mV	1 mV	Passed
-500 mV	-500.0 mV	-500.0 mV	1 mV	Passed
0 mV	0.0 mV	0.0 mV	1 mV	Passed
100 mV	100.0 mV	100.0 mV	1 mV	Passed
500 mV	500.0 mV	500.0 mV	1 mV	Passed
1000 mV	1000.0 mV	1000.0 mV	1 mV	Passed
1500 mV	1500.0 mV	1500.0 mV	1 mV	Passed

Designation	Nominal value	Measured value	Max. Tolerance	Passed / Failed
NTC 30 kΩ, 0 °C	0.0 °C	0.0 °C	0.5 °C	Passed
NTC 30 kΩ, 25 °C	25.0 °C	25.1 °C	0.5 °C	Passed
NTC 30 kΩ, 50 °C	50.0 °C	50.1 °C	0.5 °C	Passed
NTC 30 kΩ, 75 °C	75.0 °C	75.1 °C	0.5 °C	Passed
NTC 30 kΩ, 100 °C	100.0 °C	100.0 °C	0.5 °C	Passed


Summary of Certification

Certification of instrument **Passed**

The instrument related to this certificate has fulfilled the standards of the certification. The is indicated by the column Passed in the column above.

Remarks:

Certification of the instrument was performed by:

Name: Precha Manonayarat Function: Service Technician
Company: METTLER-TOLEDO
Date: July 27, 2022 Signature: 

Mettler-Toledo (Thailand) Limited

METTLER TOLEDO

Performance Test

Attachment to Certificate No. CPH-0167-22

pH Electrode

Type: InLab Expert Go-ISM S/N: 2103768

Certified standards used

Standard 1:	Type: pH Buffer	Manufacturer: METTLER TOLEDO	Exp. date: Jun-24
	Nominal value: pH (25.00 °C):	4.01	Lot No.: 1H158G
Standard 2:	Type: pH Buffer	Manufacturer: METTLER TOLEDO	Exp. date: Jan-24
	Nominal value: pH (25.00 °C):	7.00	Lot No.: 1H013D
Standard 3:	Type: pH Buffer	Manufacturer: METTLER TOLEDO	Exp. date: May-24
	Nominal value: pH (25.00 °C):	9.20	Lot No.: 1H139A
Standard 4:	Type: Redox Solution	Manufacturer: METTLER TOLEDO	Exp. date: -
	Nominal value: pH (25.00 °C):	-	Lot No.: -

Adjustment

Set Calibration Buffer	B2 (25 °C) 2.00, 4.01, 7.00, 9.21, 11.00					
Select Calibration Mode	3-Point calibration		2-Point calibration		2-Point calibration	
3-Point Calibration	°C	pH	°C	pH	°C	pH
Cal 1	ATC 25.4	4.01	ATC 25.0	-	ATC 25.0	-
Cal 2	ATC 25.3	7.00	ATC 25.0	-	ATC 25.0	-
Offset (mV)	5		-		-	
Slope % (or mV/pH)	99.9		-			
Cal 3	ATC 25.4	9.21				
Slope % (or mV/pH)	99.6					

Measurements

Before adjustment				After adjustment			
Buffer Values	Measured	Difference		Buffer Values	Measured	Difference	
pH	°C	pH	pH	pH	°C	pH	pH
4.01	25.4 ATC	3.96	-0.05	4.01	25.4 ATC	4.01	0.00
7.00	25.2 ATC	6.95	-0.05	7.00	25.4 ATC	6.99	-0.01
9.20	25.4 ATC	9.13	-0.07	9.20	25.4 ATC	9.21	0.01

Redox Measurement Result: - mV

Note: The difference result of calibrated electrode should be within ± 0.05 pH

Remarks:

Place: Chemical room Calibration Date: July 27, 2022

Service Specialist: Precha Manonayarat Signature: 

ภาคผนวก จ

สำเนาหนังสืออนุญาตขึ้นทะเบียนห้องปฏิบัติการวิเคราะห์เอกชน

ลำดับที่	สารมลพิษ	วิธีวิเคราะห์
19	Copper	1) Digestion, Inductively Coupled Plasma Method ⁽⁴⁾ 2) Digestion, Inductively Coupled Plasma/ Mass Spectrometric Method ⁽⁴⁾
20	Cyanide	Distillation, Colorimetric Method ⁽⁴⁾
21	2,4'-DDD	Liquid-Liquid Extraction, Gas Chromatographic Method ⁽⁴⁾
22	4,4'-DDD	Liquid-Liquid Extraction, Gas Chromatographic Method ⁽⁴⁾
23	2,4'-DDE	Liquid-Liquid Extraction, Gas Chromatographic Method ⁽⁴⁾
24	4,4'-DDE	Liquid-Liquid Extraction, Gas Chromatographic Method ⁽⁴⁾
25	2,4'-DDT	Liquid-Liquid Extraction, Gas Chromatographic Method ⁽⁴⁾
26	4,4'-DDT	Liquid-Liquid Extraction, Gas Chromatographic Method ⁽⁴⁾
27	Dieldrin	Liquid-Liquid Extraction, Gas Chromatographic Method ⁽⁴⁾
28	Endosulfan Sulfate	Liquid-Liquid Extraction, Gas Chromatographic Method ⁽⁴⁾
29	Endosulfan I	Liquid-Liquid Extraction, Gas Chromatographic Method ⁽⁴⁾
30	Endosulfan II	Liquid-Liquid Extraction, Gas Chromatographic Method ⁽⁴⁾
31	Endrin	Liquid-Liquid Extraction, Gas Chromatographic Method ⁽⁴⁾
32	Endrin Aldehyde	Liquid-Liquid Extraction, Gas Chromatographic Method ⁽⁴⁾
33	Formaldehyde	Distillation, Colorimetric Method ⁽⁴⁾
34	Free Chlorine	1) DPD Ferrous Titrimetric Method ⁽⁴⁾ 2) Iodometric Method ⁽⁴⁾
35	Heptachlor	Liquid-Liquid Extraction, Gas Chromatographic Method ⁽⁴⁾
36	Heptachlor epoxide	Liquid-Liquid Extraction, Gas Chromatographic Method ⁽⁴⁾
37	Hexavalent Chromium	Filtration, Colorimetric Method ⁽⁴⁾
38	3-Hydroxycarbofuran	High-Performance Liquid Chromatographic Method ⁽⁴⁾
39	Lead	1) Digestion, Inductively Coupled Plasma Method ⁽⁴⁾ 2) Digestion, Inductively Coupled Plasma/ Mass Spectrometric Method ⁽⁴⁾
40	Manganese	1) Digestion, Inductively Coupled Plasma Method ⁽⁴⁾ 2) Digestion, Inductively Coupled Plasma/ Mass Spectrometric Method ⁽⁴⁾
41	Mercury	1) Digestion, Cold-Vapor Atomic Absorption Spectrometric Method ⁽⁴⁾ 2) Digestion, Inductively Coupled Plasma/Mass spectrometric Method ⁽⁴⁾
42	Methiocarb	High-Performance Liquid Chromatographic Method ⁽⁴⁾
43	Methoxychlor	Liquid-Liquid Extraction, Gas Chromatographic Method ⁽⁴⁾

วิมล
(นางรักกัญจน์ อัครสกุลวิไล)
ผู้อำนวยการศูนย์มาตรฐานวิธีการวิเคราะห์ของมลพิษ
กรมการสิ่งแวดล้อม

44 Methomyl...

ลำดับที่	สารมลพิษ	วิธีวิเคราะห์
44	Methomyl	High-Performance Liquid Chromatographic Method ⁽⁴⁾
45	Nickel	1) Digestion, Inductively Coupled Plasma Method ⁽⁴⁾ 2) Digestion, Inductively Coupled Plasma/ Mass Spectrometric Method ⁽⁴⁾
46	Oil & Grease	1) Liquid-Liquid, Partition-Gravimetric Method ⁽⁴⁾ 2) Soxhlet Extraction Method ⁽⁴⁾
47	Oxamyl	High-Performance Liquid Chromatographic Method ⁽⁴⁾
48	Propoxur	High-Performance Liquid Chromatographic Method ⁽⁴⁾
49	pH	Electrometric Method ⁽⁴⁾
50	Phenols	1) Distillation, Chloroform Extraction Method ⁽⁴⁾ 2) Distillation, Direct Photometric Method ⁽⁴⁾
51	Selenium	1) Digestion, Inductively Coupled Plasma Method ⁽⁴⁾ 2) Digestion, Inductively Coupled Plasma/ Mass Spectrometric Method ⁽⁴⁾
52	Sulfide	Iodometric Method ⁽⁴⁾
53	Temperature	Laboratory and Field Methods ⁽⁴⁾
54	Total Dissolved Solids	Dried at 180 °C ⁽⁴⁾
55	Total Kjeldahl Nitrogen	Semi-Micro Kjeldahl Method ⁽⁴⁾
56	Total Suspended Solids	Dried at 103-105 °C ⁽⁴⁾
57	Toxaphene	Liquid-Liquid Extraction, Gas Chromatographic Method ⁽⁴⁾
58	Trivalent Chromium	1) Digestion, Inductively Coupled Plasma Method; Colorimetric Method; Calculation ⁽⁴⁾ 2) Digestion, inductively Coupled Plasma/ Mass Spectrometric Method; Colorimetric Method; Calculation ⁽⁴⁾
59	Zinc	1) Digestion, Inductively Coupled Plasma Method ⁽⁴⁾ 2) Digestion, Inductively Coupled Plasma/Mass Spectrometric Method ⁽⁴⁾

น้ำใต้ดิน จำนวน 126 รายการ

ลำดับที่	สารมลพิษ	วิธีวิเคราะห์
1	Acenaphthene	Liquid-Liquid Extraction, Gas Chromatographic/ Mass Spectrometric Method ⁽⁴⁾
2	Acetone	Purge and Trap, Gas Chromatographic/ Mass Spectrometric Method ⁽⁴⁾

วิมล
(นางรักกัญจน์ อัครสกุลวิไล)
ผู้อำนวยการศูนย์มาตรฐานวิธีการวิเคราะห์ของมลพิษ
กรมการสิ่งแวดล้อม

3 Aldrin...

ลำดับที่	สารมลพิษ	วิธีวิเคราะห์
3	Aldrin	Liquid-Liquid Extraction, Gas Chromatographic/ Mass Spectrometric Method ⁽⁴⁾
4	Anthracene	Liquid-Liquid Extraction, Gas Chromatographic/ Mass Spectrometric Method ⁽⁴⁾
5	Antimony	1) Digestion, Inductively Coupled Plasma Method ⁽⁴⁾ 2) Digestion, Inductively Coupled Plasma/ Mass Spectrometric Method ⁽⁴⁾
6	Arsenic	1) Digestion, Inductively Coupled Plasma Method ⁽⁴⁾ 2) Digestion, Inductively Coupled Plasma/ Mass Spectrometric Method ⁽⁴⁾
7	Atrazine	Liquid-Liquid Extraction, Gas Chromatographic/ Mass Spectrometric Method ⁽⁴⁾
8	Barium	1) Digestion, Inductively Coupled Plasma Method ⁽⁴⁾ 2) Digestion, Inductively Coupled Plasma/ Mass Spectrometric Method ⁽⁴⁾
9	Benzo(a)anthracene	Liquid-Liquid Extraction, Gas Chromatographic/ Mass Spectrometric Method ⁽⁴⁾
10	Benzene	Purge and Trap, Gas Chromatographic/ Mass Spectrometric Method ⁽⁴⁾
11	Benzo(b)fluoranthene	Liquid-Liquid Extraction, Gas Chromatographic/ Mass Spectrometric Method ⁽⁴⁾
12	Benzo(k)fluoranthene	Liquid-Liquid Extraction, Gas Chromatographic/ Mass Spectrometric Method ⁽⁴⁾
13	Benzoic Acid	Liquid-Liquid Extraction, Gas Chromatographic/ Mass Spectrometric Method ⁽⁴⁾
14	Benzo(a)pyrene	Liquid-Liquid Extraction, Gas Chromatographic/ Mass Spectrometric Method ⁽⁴⁾
15	Benzo(g,h,i)perylene	Liquid-Liquid Extraction, Gas Chromatographic/ Mass Spectrometric Method ⁽⁴⁾
16	Beryllium	1) Digestion, Inductively Coupled Plasma Method ⁽⁴⁾ 2) Digestion, Inductively Coupled Plasma/ Mass Spectrometric Method ⁽⁴⁾
17	Bis(2-chloroethyl)ether	Liquid-Liquid Extraction, Gas Chromatographic/ Mass Spectrometric Method ⁽⁴⁾

วิมล
(นางรักกัญจน์ อัครสกุลวิไล)
ผู้อำนวยการศูนย์มาตรฐานวิธีการวิเคราะห์ของมลพิษ
กรมการสิ่งแวดล้อม


18 Bis(2-ethylhexyl)phthalate...

ลำดับที่	สารมลพิษ	วิธีวิเคราะห์
18	Bis(2-ethylhexyl)phthalate	Liquid-Liquid Extraction, Gas Chromatographic/ Mass Spectrometric Method ⁽⁴⁾
19	Bromodichloromethane	Purge and Trap, Gas Chromatographic/ Mass Spectrometric Method ⁽⁴⁾
20	Bromoform	Purge and Trap, Gas Chromatographic/ Mass Spectrometric Method ⁽⁴⁾
21	Butanol	Purge and Trap, Gas Chromatographic/ Mass Spectrometric Method ⁽⁴⁾
22	Butyl Benzyl Phthalate	Liquid-Liquid Extraction, Gas Chromatographic/ Mass Spectrometric Method ⁽⁴⁾
23	Cadmium	1) Digestion, Inductively Coupled Plasma Method ⁽⁴⁾ 2) Digestion, Inductively Coupled Plasma/ Mass Spectrometric Method ⁽⁴⁾
24	Carbazole	Liquid-Liquid Extraction, Gas Chromatographic/ Mass Spectrometric Method ⁽⁴⁾
25	Carbon Disulfide	Purge and Trap, Gas Chromatographic/ Mass Spectrometric Method ⁽⁴⁾
26	Carbon tetrachloride	Purge and Trap, Gas Chromatographic/ Mass Spectrometric Method ⁽⁴⁾
27	Chlordane	Liquid-Liquid Extraction, Gas Chromatographic/ Mass Spectrometric Method ⁽⁴⁾
28	p-Chloroaniline	Liquid-Liquid Extraction, Gas Chromatographic/ Mass Spectrometric Method ⁽⁴⁾
29	Chlorobenzene	Purge and Trap, Gas Chromatographic/ Mass Spectrometric Method ⁽⁴⁾
30	Chlorodibromomethane	Purge and Trap, Gas Chromatographic/ Mass Spectrometric Method ⁽⁴⁾
31	Chloroform	Purge and Trap, Gas Chromatographic/ Mass Spectrometric Method ⁽⁴⁾
32	2-Chlorophenol	Liquid-Liquid Extraction, Gas Chromatographic/ Mass Spectrometric Method ⁽⁴⁾
33	Chromium	1) Digestion, Inductively Coupled Plasma Method ⁽⁴⁾ 2) Digestion, Inductively Coupled Plasma/ Mass Spectrometric Method ⁽⁴⁾

วิมล
(นางรักกัญจน์ อัครสกุลวิไล)
ผู้อำนวยการศูนย์มาตรฐานวิธีการวิเคราะห์ของมลพิษ
กรมการสิ่งแวดล้อม


34 Chromium (III)...

ลำดับที่	สารมลพิษ	วิธีวิเคราะห์
34	Chromium (III)	1) Digestion, Inductively Coupled Plasma Method; Colorimetric Method; Calculation ⁽⁴⁾ 2) Digestion, Inductively Coupled Plasma/ Mass Spectrometric Method; Colorimetric Method; Calculation ⁽⁸⁾
35	Chromium (VI)	Colorimetric Method ⁽⁴⁾
36	Chrysene	Liquid-Liquid Extraction, Gas Chromatographic/ Mass Spectrometric Method ⁽⁴⁾
37	Cyanide	Distillation, Colorimetric Method ⁽⁴⁾
38	2,4-D	Liquid-Liquid Extraction, Gas Chromatographic/ Mass Spectrometric Method ⁽⁴⁾
39	DDD	Liquid-Liquid Extraction, Gas Chromatographic/ Mass Spectrometric Method ⁽⁴⁾
40	DDE	Liquid-Liquid Extraction, Gas Chromatographic/ Mass Spectrometric Method ⁽⁴⁾
41	DDT	Liquid-Liquid Extraction, Gas Chromatographic/ Mass Spectrometric Method ⁽⁴⁾
42	Dibenz(a,h)anthracene	Liquid-Liquid Extraction, Gas Chromatographic/ Mass Spectrometric Method ⁽⁴⁾
43	Di-n-Butyl Phthalate	Liquid-Liquid Extraction, Gas Chromatographic/ Mass Spectrometric Method ⁽⁴⁾
44	1,2-Dichlorobenzene	Purge and Trap, Gas Chromatographic/ Mass Spectrometric Method ⁽⁴⁾
45	1,3-Dichlorobenzene	Purge and Trap, Gas Chromatographic/ Mass Spectrometric Method ⁽⁴⁾
46	1,4-Dichlorobenzene	Purge and Trap, Gas Chromatographic/ Mass Spectrometric Method ⁽⁴⁾
47	3,3-Dichlorobenzidine	Liquid-Liquid Extraction, Gas Chromatographic/ Mass Spectrometric Method ⁽⁴⁾
48	1,1-Dichloroethane	Purge and Trap, Gas Chromatographic/ Mass Spectrometric Method ⁽⁴⁾
49	1,2-Dichloroethane	Purge and Trap, Gas Chromatographic/ Mass Spectrometric Method ⁽⁴⁾
50	1,1-Dichloroethylene	Purge and Trap, Gas Chromatographic/ Mass Spectrometric Method ⁽⁴⁾


 (นางริกาญจน์ นัครสกุลวong)
 ผู้อำนวยการศูนย์มาตรฐานวิธีการวิเคราะห์สิ่งแวดล้อม
 กรมส่งเสริมการค้าระหว่างประเทศ


51 cis-1,2-Dichloroethylene...

ลำดับที่	สารมลพิษ	วิธีวิเคราะห์
51	cis-1,2-Dichloroethylene	Purge and Trap, Gas Chromatographic/ Mass Spectrometric Method ⁽⁴⁾
52	trans-1,2-Dichloroethylene	Purge and Trap, Gas Chromatographic/ Mass Spectrometric Method ⁽⁴⁾
53	2,4-Dichlorophenol	Liquid-Liquid Extraction, Gas Chromatographic/ Mass Spectrometric Method ⁽⁴⁾
54	1,2-Dichloropropane	Purge and Trap, Gas Chromatographic/ Mass Spectrometric Method ⁽⁴⁾
55	1,3-Dichloropropane	Purge and Trap, Gas Chromatographic/ Mass Spectrometric Method ⁽⁴⁾
56	1,3-Dichloropropene	Purge and Trap, Gas Chromatographic/ Mass Spectrometric Method ⁽⁴⁾
57	Dieldrin	Liquid-Liquid Extraction, Gas Chromatographic/ Mass Spectrometric Method ⁽⁴⁾
58	Diethyl Phthalate	Liquid-Liquid Extraction, Gas Chromatographic/ Mass Spectrometric Method ⁽⁴⁾
59	2,4-Dimethylphenol	Liquid-Liquid Extraction, Gas Chromatographic/ Mass Spectrometric Method ⁽⁴⁾
60	2,4-Dinitrophenol	Liquid-Liquid Extraction, Gas Chromatographic/ Mass Spectrometric Method ⁽⁴⁾
61	2,4-Dinitrotoluene	Liquid-Liquid Extraction, Gas Chromatographic/ Mass Spectrometric Method ⁽⁴⁾
62	2,6-Dinitrotoluene	Liquid-Liquid Extraction, Gas Chromatographic/ Mass Spectrometric Method ⁽⁴⁾
63	Di-n-Octyl Phthalate	Liquid-Liquid Extraction, Gas Chromatographic/ Mass Spectrometric Method ⁽⁴⁾
64	Endosulfan	Liquid-Liquid Extraction, Gas Chromatographic/ Mass Spectrometric Method ⁽⁴⁾
65	Endrin	Liquid-Liquid Extraction, Gas Chromatographic/ Mass Spectrometric Method ⁽⁴⁾
66	Ethylbenzene	Purge and Trap, Gas Chromatographic/ Mass Spectrometric Method ⁽⁴⁾
67	Fluoranthene	Liquid-Liquid Extraction, Gas Chromatographic/ Mass Spectrometric Method ⁽⁴⁾


 (นางริกาญจน์ นัครสกุลวong)
 ผู้อำนวยการศูนย์มาตรฐานวิธีการวิเคราะห์สิ่งแวดล้อม
 กรมส่งเสริมการค้าระหว่างประเทศ


68 Fluorene...

ลำดับที่	สารมลพิษ	วิธีวิเคราะห์
68	Fluorene	Liquid-Liquid Extraction, Gas Chromatographic/ Mass Spectrometric Method ⁽⁴⁾
69	Heptachlor	Liquid-Liquid Extraction, Gas Chromatographic/ Mass Spectrometric Method ⁽⁴⁾
70	Heptachlor epoxide	Liquid-Liquid Extraction, Gas Chromatographic/ Mass Spectrometric Method ⁽⁴⁾
71	Hexachlorobenzene	Liquid-Liquid Extraction, Gas Chromatographic/ Mass Spectrometric Method ⁽⁴⁾
72	Hexachloro-1,3-butadiene	Purge and Trap, Gas Chromatographic/ Mass Spectrometric Method ⁽⁴⁾
73	n-Hexane	Purge and Trap, Gas Chromatographic/ Mass Spectrometric Method ⁽⁴⁾
74	α-HCH	Liquid-Liquid Extraction, Gas Chromatographic/ Mass Spectrometric Method ⁽⁴⁾
75	β-HCH	Liquid-Liquid Extraction, Gas Chromatographic/ Mass Spectrometric Method ⁽⁴⁾
76	γ-HCH	Liquid-Liquid Extraction, Gas Chromatographic/ Mass Spectrometric Method ⁽⁴⁾
77	Hexachlorocyclopentadiene	Liquid-Liquid Extraction, Gas Chromatographic/ Mass Spectrometric Method ⁽⁴⁾
78	Hexachloroethane	Liquid-Liquid Extraction, Gas Chromatographic/ Mass Spectrometric Method ⁽⁴⁾
79	Indeno(1,2,3-cd)pyrene	Liquid-Liquid Extraction, Gas Chromatographic/ Mass Spectrometric Method ⁽⁴⁾
80	Isophorone	Liquid-Liquid Extraction, Gas Chromatographic/ Mass Spectrometric Method ⁽⁴⁾
81	Lead	1) Digestion, Inductively Coupled Plasma Method ⁽⁴⁾ 2) Digestion, Inductively Coupled Plasma/ Mass Spectrometric Method ⁽⁴⁾
82	Manganese	1) Digestion, Inductively Coupled Plasma Method ⁽⁴⁾ 2) Digestion, Inductively Coupled Plasma/ Mass Spectrometric Method ⁽⁴⁾
83	Mercury	1) Cold Vapor Atomic Absorption Spectrometric Method ⁽⁴⁾ 2) Digestion, Inductively Coupled Plasma/ Mass Spectrometric Method ⁽⁴⁾


 (นางริกาญจน์ นัครสกุลวong)
 ผู้อำนวยการศูนย์มาตรฐานวิธีการวิเคราะห์สิ่งแวดล้อม
 กรมส่งเสริมการค้าระหว่างประเทศ

84 Methanol...

ลำดับที่	สารมลพิษ	วิธีวิเคราะห์
84	Methanol	1) Purge and Trap, Gas Chromatographic/ Mass Spectrometric Method ⁽⁴⁾ 2) Equilibrium Headspace, Gas Chromatographic/ Mass Spectrometric Method ⁽⁴⁾
85	Methoxychlor	Liquid-Liquid Extraction, Gas Chromatographic/ Mass Spectrometric Method ⁽⁴⁾
86	Methyl Bromide	Purge and Trap, Gas Chromatographic/ Mass Spectrometric Method ⁽⁴⁾
87	Methylene Chloride	Purge and Trap, Gas Chromatographic/ Mass Spectrometric Method ⁽⁴⁾
88	2-Methylphenol	Liquid-Liquid Extraction, Gas Chromatographic/ Mass Spectrometric Method ⁽⁴⁾
89	2-Methylnaphthalene	Liquid-Liquid Extraction, Gas Chromatographic/ Mass Spectrometric Method ⁽⁴⁾
90	Methyl tert-Butyl Ether	Purge and Trap, Gas Chromatographic/ Mass Spectrometric Method ⁽⁴⁾
91	Naphthalene	Liquid-Liquid Extraction, Gas Chromatographic/ Mass Spectrometric Method ⁽⁴⁾
92	Nickel	1) Digestion, Inductively Coupled Plasma Method ⁽⁴⁾ 2) Digestion, Inductively Coupled Plasma/ Mass Spectrometric Method ⁽⁴⁾
93	Nitrobenzene	Liquid-Liquid Extraction, Gas Chromatographic/ Mass Spectrometric Method ⁽⁴⁾
94	N-Nitrosodiphenylamine	Liquid-Liquid Extraction, Gas Chromatographic/ Mass Spectrometric Method ⁽⁴⁾
95	N-Nitrosodi-n-Propylamine	Liquid-Liquid Extraction, Gas Chromatographic/ Mass Spectrometric Method ⁽⁴⁾
96	Polychlorinated Biphenyls - PCB 1016 - PCB 1221 - PCB 1232 - PCB 1242 - PCB 1248 - PCB 1254 - PCB 1260	Liquid-Liquid Extraction, Gas Chromatographic/ Mass Spectrometric Method ⁽⁴⁾


 (นางริกาญจน์ นัครสกุลวong)
 ผู้อำนวยการศูนย์มาตรฐานวิธีการวิเคราะห์สิ่งแวดล้อม
 กรมส่งเสริมการค้าระหว่างประเทศ

97 Pentachlorophenol...

ลำดับที่	สารมลพิษ	วิธีวิเคราะห์
97	Pentachlorophenol	Liquid-Liquid Extraction, Gas Chromatographic/ Mass Spectrometric Method ⁽⁴⁾
98	pH	Electrometric Method ⁽⁴⁾
99	Phenanthrene	Liquid-Liquid Extraction, Gas Chromatographic/ Mass Spectrometric Method ⁽⁴⁾
100	Phenol	1) Distillation, Direct Photometric Method ⁽⁴⁾ 2) Liquid-Liquid Extraction, Gas Chromatographic/ Mass Spectrometric Method ⁽⁴⁾
101	Pyrene	Liquid-Liquid Extraction, Gas Chromatographic/ Mass Spectrometric Method ⁽⁴⁾
102	Selenium	1) Digestion, Inductively Coupled Plasma Method ⁽⁴⁾ 2) Digestion, Inductively Coupled Plasma/ Mass Spectrometric Method ⁽⁴⁾
103	Silver	1) Digestion, Inductively Coupled Plasma Method ⁽⁴⁾ 2) Digestion, Inductively Coupled Plasma/ Mass Spectrometric Method ⁽⁴⁾
104	Styrene	Purge and Trap, Gas Chromatographic/ Mass Spectrometric Method ⁽⁴⁾
105	1,1,2,2-Tetrachloroethane	Purge and Trap, Gas Chromatographic/ Mass Spectrometric Method ⁽⁴⁾
106	Tetrachloroethylene	Purge and Trap, Gas Chromatographic/ Mass Spectrometric Method ⁽⁴⁾
107	Toluene	Purge and Trap, Gas Chromatographic/ Mass Spectrometric Method ⁽⁴⁾
108	Toxaphene	Liquid-Liquid Extraction, Gas Chromatographic/ Mass Spectrometric Method ⁽⁴⁾
109	TPH (C ₈ -C ₆)	Purge and Trap, Gas Chromatographic/ Mass Spectrometric Method ^(1,3,20)
110	TPH (C ₈ -C ₁₆)	Solvent Extraction, Gas Chromatographic Method ^(9,21)
111	TPH (C ₁₅ -C ₃₃)	Solvent Extraction, Gas Chromatographic Method ^(9,21)
112	1,2,4-Trichlorobenzene	Purge and Trap, Gas Chromatographic/ Mass Spectrometric Method ⁽⁴⁾
113	1,1,1-Trichloroethane	Purge and Trap, Gas Chromatographic/ Mass Spectrometric Method ⁽⁴⁾

114 1,1,2-Trichloroethane...

(นางริกาญจน์ อัครสกุลวิไล)
ผู้อำนวยการศูนย์มาตรฐานวิธีการวิเคราะห์มลพิษ
และประเมินผลกระทบสิ่งแวดล้อม

ลำดับที่	สารมลพิษ	วิธีวิเคราะห์
114	1,1,2-Trichloroethane	Purge and Trap, Gas Chromatographic/ Mass Spectrometric Method ⁽⁴⁾
115	Trichloroethylene	Purge and Trap, Gas Chromatographic/ Mass Spectrometric Method ⁽⁴⁾
116	2,4,5-Trichlorophenol	Liquid-Liquid Extraction, Gas Chromatographic/ Mass Spectrometric Method ⁽⁴⁾
117	2,4,6-Trichlorophenol	Liquid-Liquid Extraction, Gas Chromatographic/ Mass Spectrometric Method ⁽⁴⁾
118	1,3,5-Trimethylbenzene	Purge and Trap, Gas Chromatographic/ Mass Spectrometric Method ⁽⁴⁾
119	Vanadium	1) Digestion, Inductively Coupled Plasma Method ⁽⁴⁾ 2) Digestion, Inductively Coupled Plasma/ Mass Spectrometric Method ⁽⁴⁾
120	Vinyl Acetate	Purge and Trap, Gas Chromatographic/ Mass Spectrometric Method ⁽⁴⁾
121	Vinyl Chloride	Purge and Trap, Gas Chromatographic/ Mass Spectrometric Method ⁽⁴⁾
122	m-Xylene	Purge and Trap, Gas Chromatographic/ Mass Spectrometric Method ⁽⁴⁾
123	o-Xylene	Purge and Trap, Gas Chromatographic/ Mass Spectrometric Method ⁽⁴⁾
124	p-Xylene	Purge and Trap, Gas Chromatographic/ Mass Spectrometric Method ⁽⁴⁾
125	Xylene (Total)	Purge and Trap, Gas Chromatographic/ Mass Spectrometric Method ⁽⁴⁾
126	Zinc	1) Digestion, Inductively Coupled Plasma Method ⁽⁴⁾ 2) Digestion, Inductively Coupled Plasma/ Mass Spectrometric Method ⁽⁴⁾

ภาคเคมี (ต่อเนื่องจาก) จำนวน 16 รายการ

ลำดับที่	สารมลพิษ	วิธีวิเคราะห์
1	Antimony	Isokinetic, Digestion, Inductively Coupled Plasma Method ⁽⁴⁾
2	Arsenic	Isokinetic, Digestion, Inductively Coupled Plasma Method ⁽⁴⁾

3 Carbon Monoxide...

(นางริกาญจน์ อัครสกุลวิไล)
ผู้อำนวยการศูนย์มาตรฐานวิธีการวิเคราะห์มลพิษ
และประเมินผลกระทบสิ่งแวดล้อม

ลำดับที่	สารมลพิษ	วิธีวิเคราะห์
3	Carbon Monoxide	1) Sampling Bag Non-Dispersive Infrared Method ⁽⁴⁾ 2) Non-Dispersive Infrared Method ⁽⁴⁾ 3) Instrumental Analyzer Method ⁽⁴⁾
4	Chlorine	1) Absorption Sampling, Ion Chromatographic Method ⁽⁴⁾ 2) Isokinetic Sampling, Ion Chromatographic Method ⁽⁴⁾
5	Copper	Isokinetic, Digestion, Inductively Coupled Plasma Method ⁽⁴⁾
6	Dioxins	Isokinetic Sampling, Analysis by ISO/IEC 17025 Accredited Laboratory or Analysis by Department of Industrial Works Registered Laboratory (Dioxins/Furans Analysis Approved) ⁽⁴⁾
7	Hydrogen Chloride	1) Absorption Sampling, Ion Chromatographic Method ⁽⁴⁾ 2) Isokinetic Sampling, Ion Chromatographic Method ⁽⁴⁾
8	Hydrogen Sulfide	Absorption Sampling, Iodometric Method ⁽⁴⁾
9	Lead	Isokinetic, Digestion, Inductively Coupled Plasma Method ⁽⁴⁾
10	Mercury	1) Isokinetic Sampling, Digestion, Cold-Vapor Atomic Absorption Spectrometric Method ⁽⁴⁾ 2) Isokinetic, Digestion, Inductively Coupled Plasma Method ⁽⁴⁾
11	Opacity	Ringelmann's Method ⁽²⁾
12	Oxides of Nitrogen	1) Absorption Sampling, Phenoldisulfonic Acid Method ⁽⁴⁾ 2) Chemiluminescence Method ⁽⁴⁾ 3) Instrumental Analyzer Method ⁽⁴⁾
13	Sulfur Dioxide	1) Absorption Sampling, Barium-Thorin Titrimetric Method ⁽⁴⁾ 2) UV Fluorescence Method ⁽⁴⁾ 3) Instrumental Analyzer Method ⁽⁴⁾
14	Sulfuric Acid	Isokinetic Sampling, Barium-Thorin Titrimetric Method ⁽⁴⁾
15	Total Suspended Particulate	Isokinetic Sampling, Gravimetric Method ⁽⁴⁾
16	Xylene	Absorption Sampling, Gas Chromatographic Method ⁽⁴⁾

สิ่งบ่งชี้...

(นางริกาญจน์ อัครสกุลวิไล)
ผู้อำนวยการศูนย์มาตรฐานวิธีการวิเคราะห์มลพิษ
และประเมินผลกระทบสิ่งแวดล้อม

สิ่งบ่งชี้หรือวัตถุที่ไม่ใช่แล้ว จำนวน 35 รายการ

ลำดับที่	สารมลพิษ	วิธีวิเคราะห์
1	Aldrin	1) Waste Extraction, Separatory Funnel Liquid-Liquid Extraction, Gas Chromatographic/Mass Spectrometric Method ^(1,3,20) 2) Soxhlet Extraction, Gas Chromatographic Method ^(10,22) 3) Automated Soxhlet Extraction, Gas Chromatographic Method ^(22,31)
2	Antimony	1) Waste Extraction, Digestion, Inductively Coupled Plasma Method ^(1,6,13) 2) Waste Extraction, Digestion, Inductively Coupled Plasma/Mass Spectrometric Method ^(1,6,16) 3) Digestion, Inductively Coupled Plasma Method ^(7,15) 4) Digestion, Inductively Coupled Plasma/ Mass Spectrometric Method ^(7,16)
3	Arsenic	1) Waste Extraction, Digestion, Inductively Coupled Plasma Method ^(1,6,13) 2) Waste Extraction, Digestion, Inductively Coupled Plasma/Mass Spectrometric Method ^(1,6,16) 3) Digestion, Inductively Coupled Plasma Method ^(7,15) 4) Digestion, Inductively Coupled Plasma/ Mass Spectrometric Method ^(7,16)
4	Barium	1) Waste Extraction, Digestion, Inductively Coupled Plasma Method ^(1,6,13) 2) Waste Extraction, Digestion, Inductively Coupled Plasma/Mass Spectrometric Method ^(1,6,16) 3) Digestion, Inductively Coupled Plasma Method ^(7,15) 4) Digestion, Inductively Coupled Plasma/ Mass Spectrometric Method ^(7,16)
5	Beryllium	1) Waste Extraction, Digestion, Inductively Coupled Plasma Method ^(1,6,13) 2) Waste Extraction, Digestion, Inductively Coupled Plasma/Mass Spectrometric Method ^(1,6,16) 3) Digestion, Inductively Coupled Plasma Method ^(7,15) 4) Digestion, Inductively Coupled Plasma/ Mass Spectrometric Method ^(7,16)

6 Cadmium...

(นางริกาญจน์ อัครสกุลวิไล)
ผู้อำนวยการศูนย์มาตรฐานวิธีการวิเคราะห์มลพิษ
และประเมินผลกระทบสิ่งแวดล้อม

ลำดับที่	สารมลพิษ	วิธีวิเคราะห์
6	Cadmium	1) Waste Extraction, Digestion, Inductively Coupled Plasma Method ^(1,6,15) 2) Waste Extraction, Digestion, Inductively Coupled Plasma/Mass Spectrometric Method ^(1,6,16) 3) Digestion, Inductively Coupled Plasma Method ^(7,15) 4) Digestion, Inductively Coupled Plasma/Mass Spectrometric Method ^(7,16)
7	Chlordane	1) Waste Extraction, Separatory Funnel Liquid-Liquid Extraction, Gas Chromatographic/Mass Spectrometric Method ^(1,9,20) 2) Soxhlet Extraction, Gas Chromatographic Method ^(10,22) 3) Automated Soxhlet Extraction, Gas Chromatographic Method ^(22,31)
8	Chromium	1) Waste Extraction, Digestion, Inductively Coupled Plasma Method ^(1,6,15) 2) Waste Extraction, Digestion, Inductively Coupled Plasma/Mass Spectrometric Method ^(1,6,16) 3) Digestion, Inductively Coupled Plasma Method ^(7,15) 4) Digestion, Inductively Coupled Plasma/Mass Spectrometric Method ^(7,16)
9	Chromium (III)	1) Waste Extraction, Digestion, Inductively Coupled Plasma Method; Waste Extraction, Colorimetric Method; Calculation Method ^(1,6,13,17) 2) Waste Extraction, Digestion, Inductively Coupled Plasma/Mass Spectrometric Method; Waste Extraction, Colorimetric Method; Calculation Method ^(1,6,16,17) 3) Digestion, Inductively Coupled Plasma Method; Alkaline Digestion, Colorimetric Method; Calculation Method ^(7,8,13,17) 4) Digestion, Inductively Coupled Plasma/Mass Spectrometric Method; Alkaline Digestion, Colorimetric Method; Calculation Method ^(7,8,16,17)
10	Chromium (VI)	1) Waste Extraction, Colorimetric Method ^(1,6,17) 2) Alkaline Digestion, Colorimetric Method ^(8,17)

วิมล
(นางสาวอุษณีย์ อัครสกุลวิไล)
ผู้อำนวยการศูนย์มาตรฐานวิธีการวิเคราะห์ของมลพิษ
กรมส่งเสริมการค้าระหว่างประเทศ
กระทรวงพาณิชย์

11 Cobalt...

ลำดับที่	สารมลพิษ	วิธีวิเคราะห์
11	Cobalt	1) Waste Extraction, Digestion, Inductively Coupled Plasma Method ^(1,6,15) 2) Waste Extraction, Digestion, Inductively Coupled Plasma/Mass Spectrometric Method ^(1,6,16) 3) Digestion, Inductively Coupled Plasma Method ^(7,15) 4) Digestion, Inductively Coupled Plasma/Mass Spectrometric Method ^(7,16)
12	Copper	1) Waste Extraction, Digestion, Inductively Coupled Plasma Method ^(1,6,15) 2) Waste Extraction, Digestion, Inductively Coupled Plasma/Mass Spectrometric Method ^(1,6,16) 3) Digestion, Inductively Coupled Plasma Method ^(7,15) 4) Digestion, Inductively Coupled Plasma/Mass Spectrometric Method ^(7,16)
13	2,4-D	1) Waste Extraction, Separatory Funnel Liquid-Liquid Extraction, Gas Chromatographic/Mass Spectrometric Method ^(1,9,20) 2) Soxhlet Extraction, Gas Chromatographic Method ^(10,22) 3) Automated Soxhlet Extraction, Gas Chromatographic Method ^(22,31)
14	DDD	1) Waste Extraction, Separatory Funnel Liquid-Liquid Extraction, Gas Chromatographic/Mass Spectrometric Method ^(1,9,20) 2) Soxhlet Extraction, Gas Chromatographic Method ^(10,22) 3) Automated Soxhlet Extraction, Gas Chromatographic Method ^(22,31)
15	DDE	1) Waste Extraction, Separatory Funnel Liquid-Liquid Extraction, Gas Chromatographic/Mass Spectrometric Method ^(1,9,20) 2) Soxhlet Extraction, Gas Chromatographic Method ^(10,22) 3) Automated Soxhlet Extraction, Gas Chromatographic Method ^(22,31)
16	DDT	1) Waste Extraction, Separatory Funnel Liquid-Liquid Extraction, Gas Chromatographic/Mass Spectrometric Method ^(1,9,20)

วิมล
(นางสาวอุษณีย์ อัครสกุลวิไล)
ผู้อำนวยการศูนย์มาตรฐานวิธีการวิเคราะห์ของมลพิษ
กรมส่งเสริมการค้าระหว่างประเทศ
กระทรวงพาณิชย์

2) Soxhlet...

ลำดับที่	สารมลพิษ	วิธีวิเคราะห์
17	Dieldrin	2) Soxhlet Extraction, Gas Chromatographic Method ^(10,22) 3) Automated Soxhlet Extraction, Gas Chromatographic Method ^(22,31) 1) Waste Extraction, Separatory Funnel Liquid-Liquid Extraction, Gas Chromatographic/Mass Spectrometric Method ^(1,9,20) 2) Soxhlet Extraction, Gas Chromatographic Method ^(10,22) 3) Automated Soxhlet Extraction, Gas Chromatographic Method ^(22,31)
18	Endrin	1) Waste Extraction, Separatory Funnel Liquid-Liquid Extraction, Gas Chromatographic/Mass Spectrometric Method ^(1,9,20) 2) Soxhlet Extraction, Gas Chromatographic Method ^(10,22) 3) Automated Soxhlet Extraction, Gas Chromatographic Method ^(22,31)
19	Heptachlor	1) Waste Extraction, Separatory Funnel Liquid-Liquid Extraction, Gas Chromatographic/Mass Spectrometric Method ^(1,9,20) 2) Soxhlet Extraction, Gas Chromatographic Method ^(10,22) 3) Automated Soxhlet Extraction, Gas Chromatographic Method ^(22,31)
20	Lead	1) Waste Extraction, Digestion, Inductively Coupled Plasma Method ^(1,6,15) 2) Waste Extraction, Digestion, Inductively Coupled Plasma/Mass Spectrometric Method ^(1,6,16) 3) Digestion, Inductively Coupled Plasma Method ^(7,15) 4) Digestion, Inductively Coupled Plasma/Mass Spectrometric Method ^(7,16)
21	Lindane	1) Waste Extraction, Separatory Funnel Liquid-Liquid Extraction, Gas Chromatographic/Mass Spectrometric Method ^(1,9,20) 2) Soxhlet Extraction, Gas Chromatographic Method ^(10,22) 3) Automated Soxhlet Extraction, Gas Chromatographic Method ^(22,31)
22	Mercury	1) Waste Extraction, Digestion, Cold-Vapor Atomic Absorption Spectrometric Method ^(1,6,18)

วิมล
(นางสาวอุษณีย์ อัครสกุลวิไล)
ผู้อำนวยการศูนย์มาตรฐานวิธีการวิเคราะห์ของมลพิษ
กรมส่งเสริมการค้าระหว่างประเทศ
กระทรวงพาณิชย์

2) Waste Extraction...

ลำดับที่	สารมลพิษ	วิธีวิเคราะห์
23	Methoxychlor	2) Waste Extraction, Thermal Decomposition Amalgamation and Atomic Absorption Spectrometric Method ^(1,6,19) 3) Waste Extraction, Digestion, Cold-Vapor Atomic Fluorescence Spectrometric Method ^(1,6,20) 4) Digestion, Cold-Vapor Atomic Absorption Spectrometric Method ^(1,8) 5) Thermal Decomposition Amalgamation and Atomic Absorption Spectrometric Method ⁽⁹⁾ 6) Digestion, Cold-Vapor Atomic Fluorescence Spectrometric Method ⁽²⁰⁾
24	Mirex	1) Waste Extraction, Separatory Funnel Liquid-Liquid Extraction, Gas Chromatographic/Mass Spectrometric Method ^(1,9,20) 2) Soxhlet Extraction, Gas Chromatographic Method ^(10,22) 3) Automated Soxhlet Extraction, Gas Chromatographic Method ^(22,31)
25	Molybdenum	1) Waste Extraction, Digestion, Inductively Coupled Plasma Method ^(1,6,15) 2) Waste Extraction, Digestion, Inductively Coupled Plasma/Mass Spectrometric Method ^(1,6,16) 3) Digestion, Inductively Coupled Plasma Method ^(7,15) 4) Digestion, Inductively Coupled Plasma/Mass Spectrometric Method ^(7,16)
26	Nickel	1) Waste Extraction, Digestion, Inductively Coupled Plasma Method ^(1,6,15) 2) Waste Extraction, Digestion, Inductively Coupled Plasma/Mass Spectrometric Method ^(1,6,16) 3) Digestion, Inductively Coupled Plasma Method ^(7,15) 4) Digestion, Inductively Coupled Plasma/Mass Spectrometric Method ^(7,16)

วิมล
(นางสาวอุษณีย์ อัครสกุลวิไล)
ผู้อำนวยการศูนย์มาตรฐานวิธีการวิเคราะห์ของมลพิษ
กรมส่งเสริมการค้าระหว่างประเทศ
กระทรวงพาณิชย์

27 Polychlorinated...

ลำดับที่	สารมลพิษ	วิธีวิเคราะห์
27	Polychlorinated biphenyls (PCBs) - Aroclor 1016 - Aroclor 1221 - Aroclor 1232 - Aroclor 1242 - Aroclor 1248 - Aroclor 1254 - Aroclor 1260 - 2-Chlorobiphenyl - 2,3-Dichlorobiphenyl - 2,2',5-Trichlorobiphenyl - 2,4',5-Trichlorobiphenyl - 2,2',3,5'-Tetrachlorobiphenyl - 2,2',5,5'-Tetrachlorobiphenyl - 2,3',4,4'-Tetrachlorobiphenyl - 2,2',3,4,5'-Pentachlorobiphenyl - 2,2',4,5,5'-Pentachlorobiphenyl - 2,3,3',4',6-Pentachlorobiphenyl - 2,2',3,4,4',5'-Hexachlorobiphenyl - 2,2',3,4,5,5'-Hexachlorobiphenyl - 2,2',3,5,5',6-Hexachlorobiphenyl - 2,2',4,4',5,5'-Hexachlorobiphenyl - 2,2',3,3',4,4',5-Heptachlorobiphenyl - 2,2',3,4,4',5,5'-Heptachlorobiphenyl - 2,2',3,4,4',5,6-Heptachlorobiphenyl - 2,2',3,4',5,5',6-Heptachlorobiphenyl - 2,2',3,3',4,4',5,6-Heptachlorobiphenyl - Nonachlorobiphenyl	1) Waste Extraction, Separatory Funnel Liquid-Liquid Extraction, Gas Chromatographic Method ^(1,6,23) 2) Soxhlet Extraction, Gas Chromatographic Method ^(10,23) 3) Automated Soxhlet Extraction, Gas Chromatographic Method ^(22,31)

28 PentachlorophenoL...

(นางวิภาญจน์ อัครสกุลวิไล)
ผู้อำนวยการศูนย์มาตรฐานวิธีการวิเคราะห์มลพิษ

ลำดับที่	สารมลพิษ	วิธีวิเคราะห์
28	Pentachlorophenol	1) Waste Extraction, Separatory Funnel Liquid-Liquid Extraction, Gas Chromatographic/Mass Spectrometric Method ^(1,9,23) 2) Soxhlet Extraction, Gas Chromatographic Method ^(10,22) 3) Automated Soxhlet Extraction, Gas Chromatographic Method ^(22,31)
29	pH	Electrometric Method ^(27,36)
30	Selenium	1) Waste Extraction, Digestion, Inductively Coupled Plasma Method ^(1,4,13) 2) Waste Extraction, Digestion, Inductively Coupled Plasma/Mass Spectrometric Method ^(1,6,16) 3) Digestion, Inductively Coupled Plasma Method ^(7,13) 4) Digestion, Inductively Coupled Plasma/Mass Spectrometric Method ^(7,16)
31	Silver	1) Waste Extraction, Digestion, Inductively Coupled Plasma Method ^(1,4,13) 2) Waste Extraction, Digestion, Inductively Coupled Plasma/Mass Spectrometric Method ^(1,4,16)
32	Thallium	1) Waste Extraction, Digestion, Inductively Coupled Plasma Method ^(1,4,13) 2) Waste Extraction, Digestion, Inductively Coupled Plasma/Mass Spectrometric Method ^(1,4,16) 3) Digestion, Inductively Coupled Plasma Method ^(7,13) 4) Digestion, Inductively Coupled Plasma/Mass Spectrometric Method ^(7,16)
33	Toxaphene	1) Waste Extraction, Separatory Funnel Liquid-Liquid Extraction, Gas Chromatographic/Mass Spectrometric Method ^(1,9,23) 2) Soxhlet Extraction, Gas Chromatographic Method ^(10,22) 3) Automated Soxhlet Extraction, Gas Chromatographic Method ^(22,31)
34	Vanadium	1) Waste Extraction, Digestion, Inductively Coupled Plasma Method ^(1,4,13) 2) Waste Extraction, Digestion, Inductively Coupled Plasma/Mass Spectrometric Method ^(1,6,16) 3) Digestion, Inductively Coupled Plasma Method ^(7,13)

4) Digestion...

(นางวิภาญจน์ อัครสกุลวิไล)
ผู้อำนวยการศูนย์มาตรฐานวิธีการวิเคราะห์มลพิษ

ลำดับที่	สารมลพิษ	วิธีวิเคราะห์
35	Zinc	4) Digestion, Inductively Coupled Plasma/Mass Spectrometric Method ^(7,16) 1) Waste Extraction, Digestion, Inductively Coupled Plasma Method ^(1,6,13) 2) Waste Extraction, Digestion, Inductively Coupled Plasma/Mass Spectrometric Method ^(1,4,16) 3) Digestion, Inductively Coupled Plasma Method ^(7,13) 4) Digestion, Inductively Coupled Plasma/Mass Spectrometric Method ^(7,16)

ดิน จำนวน 125 รายการ

ลำดับที่	สารมลพิษ	วิธีวิเคราะห์
1	Acenaphthene	Automated Soxhlet Extraction, Gas Chromatographic/Mass Spectrometric Method ^(25,31)
2	Acetone	Purge and Trap, Gas Chromatographic/Mass Spectrometric Method ^(13,20)
3	Aldrin	1) Soxhlet Extraction, Gas Chromatographic Method ^(10,22) 2) Automated Soxhlet Extraction, Gas Chromatographic/Mass Spectrometric Method ^(25,31)
4	Anthracene	Automated Soxhlet Extraction, Gas Chromatographic/Mass Spectrometric Method ^(25,31)
5	Antimony	1) Digestion, Inductively Coupled Plasma Method ^(7,13) 2) Digestion, Inductively Coupled Plasma/Mass Spectrometric Method ^(7,16)
6	Arsenic	1) Digestion, Inductively Coupled Plasma Method ^(7,13) 2) Digestion, Inductively Coupled Plasma/Mass Spectrometric Method ^(7,16)
7	Atrazine	1) Soxhlet Extraction, Gas Chromatographic Method ^(10,22) 2) Automated Soxhlet Extraction, Gas Chromatographic/Mass Spectrometric Method ^(25,31)
8	Barium	1) Digestion, Inductively Coupled Plasma Method ^(7,13) 2) Digestion, Inductively Coupled Plasma/Mass Spectrometric Method ^(7,16)

9 Benz(a)anthracene...

(นางวิภาญจน์ อัครสกุลวิไล)
ผู้อำนวยการศูนย์มาตรฐานวิธีการวิเคราะห์มลพิษ

ลำดับที่	สารมลพิษ	วิธีวิเคราะห์
9	Benz(a)anthracene	Automated Soxhlet Extraction, Gas Chromatographic/Mass Spectrometric Method ^(25,31)
10	Benzene	Purge and Trap, Gas Chromatographic/Mass Spectrometric Method ^(14,20)
11	Benzo(b)fluoranthene	Automated Soxhlet Extraction, Gas Chromatographic/Mass Spectrometric Method ^(25,31)
12	Benzo(k)fluoranthene	Automated Soxhlet Extraction, Gas Chromatographic/Mass Spectrometric Method ^(25,31)
13	Benzolc acid	Automated Soxhlet Extraction, Gas Chromatographic/Mass Spectrometric Method ^(25,31)
14	Benzo(a)pyrene	Automated Soxhlet Extraction, Gas Chromatographic/Mass Spectrometric Method ^(25,31)
15	Benzo(g,h,i)perylene	Automated Soxhlet Extraction, Gas Chromatographic/Mass Spectrometric Method ^(25,31)
16	Beryllium	1) Digestion, Inductively Coupled Plasma Method ^(7,13) 2) Digestion, Inductively Coupled Plasma/Mass Spectrometric Method ^(7,16)
17	Bis(2-chloroethyl)ether	Automated Soxhlet Extraction, Gas Chromatographic/Mass Spectrometric Method ^(25,31)
18	Bis(2-ethylhexyl)phthalate	Automated Soxhlet Extraction, Gas Chromatographic/Mass Spectrometric Method ^(25,31)
19	Bromodichloromethane	Purge and Trap, Gas Chromatographic/Mass Spectrometric Method ^(14,20)
20	Bromoform	Purge and Trap, Gas Chromatographic/Mass Spectrometric Method ^(14,20)
21	Butanol	Equilibrium Headspace, Gas Chromatographic/Mass Spectrometric Method ^(12,20)
22	Butyl Benzyl Phthalate	Automated Soxhlet Extraction, Gas Chromatographic/Mass Spectrometric Method ^(25,31)
23	Cadmium	1) Digestion, Inductively Coupled Plasma Method ^(7,13) 2) Digestion, Inductively Coupled Plasma/Mass Spectrometric Method ^(7,16)
24	Carbazole	Automated Soxhlet Extraction, Gas Chromatographic/Mass Spectrometric Method ^(25,31)
25	Carbon Disulfide	Purge and Trap, Gas Chromatographic/Mass Spectrometric Method ^(14,20)

26 Carbon tetrachloride...

(นางวิภาญจน์ อัครสกุลวิไล)
ผู้อำนวยการศูนย์มาตรฐานวิธีการวิเคราะห์มลพิษ

ลำดับที่	สารมลพิษ	วิธีวิเคราะห์
26	Carbon tetrachloride	Purge and Trap, Gas Chromatographic/ Mass Spectrometric Method ^(14,24)
27	Chlordane	1) Soxhlet Extraction, Gas Chromatographic/ Mass Spectrometric Method ^(10,22) 2) Automated Soxhlet Extraction, Gas Chromatographic/ Mass Spectrometric Method ^(25,31)
28	p-Chloroaniline	Automated Soxhlet Extraction, Gas Chromatographic/ Mass Spectrometric Method ^(25,31)
29	Chlorobenzene	Purge and Trap, Gas Chromatographic/ Mass Spectrometric Method ^(14,24)
30	Chlorodibromomethane	Purge and Trap, Gas Chromatographic/ Mass Spectrometric Method ^(14,24)
31	Chloroform	Purge and Trap, Gas Chromatographic/ Mass Spectrometric Method ^(14,24)
32	2-Chlorophenol	Automated Soxhlet Extraction, Gas Chromatographic/ Mass Spectrometric Method ^(25,31)
33	Chromium	1) Digestion, Inductively Coupled Plasma Method ^(7,15) 2) Digestion, Inductively Coupled Plasma/ Mass Spectrometric Method ^(7,16)
34	Chromium (III)	1) Digestion, Inductively Coupled Plasma Method; Alkaline Digestion, Colorimetric Method; Calculation Method ^(7,15,17) 2) Digestion, Inductively Coupled Plasma/ Mass Spectrometric Method; Alkaline Digestion, Colorimetric Method; Calculation Method ^(7,16,17)
35	Chromium (VI)	Alkaline Digestion, Colorimetric Method ^(8,17)
36	Chrysene	Automated Soxhlet Extraction, Gas Chromatographic/ Mass Spectrometric Method ^(25,31)
37	Cyanide	Extraction, Distillation, Colorimetric Method ^(25,28)
38	2,4-D	1) Soxhlet Extraction, Gas Chromatographic/ Mass Spectrometric Method ^(10,22) 2) Automated Soxhlet Extraction, Gas Chromatographic/ Mass Spectrometric Method ^(25,31)
39	DDO	1) Soxhlet Extraction, Gas Chromatographic/ Mass Spectrometric Method ^(10,22) 2) Automated Soxhlet Extraction, Gas Chromatographic/ Mass Spectrometric Method ^(25,31)

วิทย์
(นางวิภาดา ชัยกุลกิจ)
ผู้อำนวยการศูนย์การวิเคราะห์ทางเคมี

40 DDE...

ลำดับที่	สารมลพิษ	วิธีวิเคราะห์
40	DDE	1) Soxhlet Extraction, Gas Chromatographic/ Method ^(10,22) 2) Automated Soxhlet Extraction, Gas Chromatographic/ Mass Spectrometric Method ^(25,31)
41	DDT	1) Soxhlet Extraction, Gas Chromatographic/ Method ^(10,22) 2) Automated Soxhlet Extraction, Gas Chromatographic/ Mass Spectrometric Method ^(25,31)
42	Dibenz(a,h)anthracene	Automated Soxhlet Extraction, Gas Chromatographic/ Mass Spectrometric Method ^(25,31)
43	Di-n-Butyl Phthalate	Automated Soxhlet Extraction, Gas Chromatographic/ Mass Spectrometric Method ^(25,31)
44	1,2-Dichlorobenzene	Purge and Trap, Gas Chromatographic/ Mass Spectrometric Method ^(14,24)
45	1,3-Dichlorobenzene	Purge and Trap, Gas Chromatographic/ Mass Spectrometric Method ^(14,24)
46	1,4-Dichlorobenzene	Purge and Trap, Gas Chromatographic/ Mass Spectrometric Method ^(14,24)
47	3,3-Dichlorobenzidine	Automated Soxhlet Extraction, Gas Chromatographic/ Mass Spectrometric Method ^(25,31)
48	1,1-Dichloroethane	Purge and Trap, Gas Chromatographic/ Mass Spectrometric Method ^(14,24)
49	1,2-Dichloroethane	Purge and Trap, Gas Chromatographic/ Mass Spectrometric Method ^(14,24)
50	1,1-Dichloroethylene	Purge and Trap, Gas Chromatographic/ Mass Spectrometric Method ^(14,24)
51	cis-1,2-Dichloroethylene	Purge and Trap, Gas Chromatographic/ Mass Spectrometric Method ^(14,24)
52	trans-1,2-Dichloroethylene	Purge and Trap, Gas Chromatographic/ Mass Spectrometric Method ^(14,24)
53	2,4-Dichlorophenol	Automated Soxhlet Extraction, Gas Chromatographic/ Mass Spectrometric Method ^(25,31)
54	1,2-Dichloropropane	Purge and Trap, Gas Chromatographic/ Mass Spectrometric Method ^(14,24)
55	1,3-Dichloropropane	Purge and Trap, Gas Chromatographic/ Mass Spectrometric Method ^(14,24)
56	1,3-Dichloropropene	Purge and Trap, Gas Chromatographic/ Mass Spectrometric Method ^(14,24)

วิทย์
(นางวิภาดา ชัยกุลกิจ)
ผู้อำนวยการศูนย์การวิเคราะห์ทางเคมี

57 Dieldrin...

ลำดับที่	สารมลพิษ	วิธีวิเคราะห์
57	Dieldrin	1) Soxhlet Extraction, Gas Chromatographic/ Method ^(10,22) 2) Automated Soxhlet Extraction, Gas Chromatographic/ Mass Spectrometric Method ^(25,31)
58	Diethyl Phthalate	Automated Soxhlet Extraction, Gas Chromatographic/ Mass Spectrometric Method ^(25,31)
59	2,4-Dimethylphenol	Automated Soxhlet Extraction, Gas Chromatographic/ Mass Spectrometric Method ^(25,31)
60	2,4-Dinitrophenol	Automated Soxhlet Extraction, Gas Chromatographic/ Mass Spectrometric Method ^(25,31)
61	2,4-Dinitrotoluene	Automated Soxhlet Extraction, Gas Chromatographic/ Mass Spectrometric Method ^(25,31)
62	2,6-Dinitrotoluene	Automated Soxhlet Extraction, Gas Chromatographic/ Mass Spectrometric Method ^(25,31)
63	Di-n-Octyl Phthalate	Automated Soxhlet Extraction, Gas Chromatographic/ Mass Spectrometric Method ^(25,31)
64	Endosulfan	1) Soxhlet Extraction, Gas Chromatographic/ Method ^(10,22) 2) Automated Soxhlet Extraction, Gas Chromatographic/ Mass Spectrometric Method ^(25,31)
65	Endrin	1) Soxhlet Extraction, Gas Chromatographic/ Method ^(10,22) 2) Automated Soxhlet Extraction, Gas Chromatographic/ Mass Spectrometric Method ^(25,31)
66	Ethylbenzene	Purge and Trap, Gas Chromatographic/ Mass Spectrometric Method ^(14,24)
67	Fluoranthene	Automated Soxhlet Extraction, Gas Chromatographic/ Mass Spectrometric Method ^(25,31)
68	Fluorene	Automated Soxhlet Extraction, Gas Chromatographic/ Mass Spectrometric Method ^(25,31)
69	Heptachlor	1) Soxhlet Extraction, Gas Chromatographic/ Method ^(10,22) 2) Automated Soxhlet Extraction, Gas Chromatographic/ Mass Spectrometric Method ^(25,31)
70	Heptachlor Epoxide	1) Soxhlet Extraction, Gas Chromatographic/ Method ^(10,22) 2) Automated Soxhlet Extraction, Gas Chromatographic/ Mass Spectrometric Method ^(25,31)

วิทย์
(นางวิภาดา ชัยกุลกิจ)
ผู้อำนวยการศูนย์การวิเคราะห์ทางเคมี

71 Hexachlorobenzene...

ลำดับที่	สารมลพิษ	วิธีวิเคราะห์
71	Hexachlorobenzene	1) Soxhlet Extraction, Gas Chromatographic/ Method ^(10,22) 2) Automated Soxhlet Extraction, Gas Chromatographic/ Mass Spectrometric Method ^(25,31)
72	Hexachloro-1,3-butadiene	Purge and Trap, Gas Chromatographic/ Mass Spectrometric Method ^(14,24)
73	n-Hexane	Purge and Trap, Gas Chromatographic/ Mass Spectrometric Method ^(14,24)
74	α-HCH	1) Soxhlet Extraction, Gas Chromatographic/ Method ^(10,22) 2) Automated Soxhlet Extraction, Gas Chromatographic/ Mass Spectrometric Method ^(25,31)
75	β-HCH	1) Soxhlet Extraction, Gas Chromatographic/ Method ^(10,22) 2) Automated Soxhlet Extraction, Gas Chromatographic/ Mass Spectrometric Method ^(25,31)
76	γ-HCH	1) Soxhlet Extraction, Gas Chromatographic/ Method ^(10,22) 2) Automated Soxhlet Extraction, Gas Chromatographic/ Mass Spectrometric Method ^(25,31)
77	Hexachlorocyclopentadiene	Automated Soxhlet Extraction, Gas Chromatographic/ Mass Spectrometric Method ^(25,31)
78	Hexachloroethane	Automated Soxhlet Extraction, Gas Chromatographic/ Mass Spectrometric Method ^(25,31)
79	Indeno(1,2,3-cd)pyrene	Automated Soxhlet Extraction, Gas Chromatographic/ Mass Spectrometric Method ^(25,31)
80	Isophorone	Automated Soxhlet Extraction, Gas Chromatographic/ Mass Spectrometric Method ^(25,31)
81	Lead	1) Digestion, Inductively Coupled Plasma Method ^(7,15) 2) Digestion, Inductively Coupled Plasma/ Mass Spectrometric Method ^(7,16)
82	Manganese	1) Digestion, Inductively Coupled Plasma Method ^(7,15) 2) Digestion, Inductively Coupled Plasma/ Mass Spectrometric Method ^(7,16)
83	Mercury	1) Digestion, Cold-Vapor Atomic Absorption Spectrometric Method ⁽¹⁸⁾

วิทย์
(นางวิภาดา ชัยกุลกิจ)
ผู้อำนวยการศูนย์การวิเคราะห์ทางเคมี

2) Thermal...

ลำดับที่	สารมลพิษ	วิธีวิเคราะห์
84	Methanol	2) Thermal Decomposition, Amalgamation, and Atomic Absorption Spectrophotometry ⁽¹⁹⁾
85	Methoxychlor	3) Digestion, Cold-Vapor Atomic Fluorescence Spectrometric Method ⁽²⁰⁾
86	Methyl Bromide	Equilibrium Headspace, Gas Chromatographic/Mass Spectrometric Method ^(12,24)
87	Methylene Chloride	1) Soxhlet Extraction, Gas Chromatographic Method ^(25,22)
88	2-methylphenol	2) Automated Soxhlet Extraction, Gas Chromatographic/Mass Spectrometric Method ^(25,31)
89	2-Methylnaphthalene	Purge and Trap, Gas Chromatographic/Mass Spectrometric Method ^(14,24)
90	Methyl tert-Butyl Ether	Automated Soxhlet Extraction, Gas Chromatographic/Mass Spectrometric Method ^(25,31)
91	Naphthalene	Purge and Trap, Gas Chromatographic/Mass Spectrometric Method ^(14,24)
92	Nickel	Automated Soxhlet Extraction, Gas Chromatographic/Mass Spectrometric Method ^(25,31)
93	Nitrobenzene	1) Digestion, Inductively Coupled Plasma Method ^(7,13)
94	N-Nitrosodiphenylamine	2) Digestion, Inductively Coupled Plasma/Mass Spectrometric Method ^(7,14)
95	N-Nitrosodipropylamine	Automated Soxhlet Extraction, Gas Chromatographic/Mass Spectrometric Method ^(25,31)
96	Polychlorinated biphenyls (PCBs)	Automated Soxhlet Extraction, Gas Chromatographic/Mass Spectrometric Method ^(25,31)
	- Aroclor 1016	1) Soxhlet Extraction, Gas Chromatographic Method ^(10,22)
	- Aroclor 1221	2) Automated Soxhlet Extraction, Gas Chromatographic Method ^(25,31)
	- Aroclor 1232	

สำนักงานสิ่งแวดล้อมแห่งชาติ
(นางวิภาดา ชัยกุลกิจ)

- Aroclor 1242...

ลำดับที่	สารมลพิษ	วิธีวิเคราะห์
	- Aroclor 1242	
	- Aroclor 1248	
	- Aroclor 1254	
	- Aroclor 1260	
	- 2-Chlorobiphenyl	
	- 2,2',3,3'-Tetrachlorobiphenyl	
	- 2,2',3,4'-Tetrachlorobiphenyl	
	- 2,2',3,4,4'-Tetrachlorobiphenyl	
	- 2,2',3,4,5-Pentachlorobiphenyl	
	- 2,2',3,4,5,5'-Pentachlorobiphenyl	
	- 2,2',3,4,5,6-Pentachlorobiphenyl	
	- 2,2',3,4,4',5'-Hexachlorobiphenyl	
	- 2,2',3,4,5,5',6-Hexachlorobiphenyl	
	- 2,2',3,5,5',6-Hexachlorobiphenyl	
	- 2,2',4,4',5,5'-Hexachlorobiphenyl	
	- 2,2',3,3',4,4',5'-Heptachlorobiphenyl	
	- 2,2',3,4,4',5,5'-Heptachlorobiphenyl	
	- 2,2',3,4,4',5,6-Heptachlorobiphenyl	
	- 2,2',3,4,5,5',6-Nonachlorobiphenyl	
97	Pentachlorophenol	Automated Soxhlet Extraction, Gas Chromatographic/Mass Spectrometric Method ^(25,31)
98	Phenanthrene	Automated Soxhlet Extraction, Gas Chromatographic/Mass Spectrometric Method ^(25,31)
99	Phenol	Automated Soxhlet Extraction, Gas Chromatographic/Mass Spectrometric Method ^(25,31)
100	Pyrene	Automated Soxhlet Extraction, Gas Chromatographic/Mass Spectrometric Method ^(25,31)

สำนักงานสิ่งแวดล้อมแห่งชาติ
(นางวิภาดา ชัยกุลกิจ)

101 Selenium...

ลำดับที่	สารมลพิษ	วิธีวิเคราะห์
101	Selenium	1) Digestion, Inductively Coupled Plasma Method ^(7,15)
102	Silver	2) Digestion, Inductively Coupled Plasma/Mass Spectrometric Method ^(7,14)
103	Styrene	1) Digestion, Inductively Coupled Plasma Method ^(7,15)
104	1,1,2,2-Tetrachloroethane	2) Digestion, Inductively Coupled Plasma/Mass Spectrometric Method ^(7,16)
105	Tetrachloroethylene	Purge and Trap, Gas Chromatographic/Mass Spectrometric Method ^(14,24)
106	Toluene	Purge and Trap, Gas Chromatographic/Mass Spectrometric Method ^(14,24)
107	Toxaphene	Purge and Trap, Gas Chromatographic/Mass Spectrometric Method ^(14,24)
108	TPH (C ₉ -C ₉)	1) Soxhlet Extraction, Gas Chromatographic Method ^(10,22)
109	TPH (C ₉ -C ₁₆)	2) Automated Soxhlet Extraction, Gas Chromatographic/Mass Spectrometric Method ^(25,31)
110	TPH (C ₁₆ -C ₃₂)	1) Solvent Extraction, Gas Chromatographic Method ^(11,21)
111	1,2,4-Trichlorobenzene	2) Automated Soxhlet Extraction, Gas Chromatographic Method ^(25,31)
112	1,1,1-Trichloroethane	Purge and Trap, Gas Chromatographic/Mass Spectrometric Method ^(14,24)
113	1,1,2-Trichloroethane	Purge and Trap, Gas Chromatographic/Mass Spectrometric Method ^(14,24)
114	Trichloroethylene	Purge and Trap, Gas Chromatographic/Mass Spectrometric Method ^(14,24)
115	2,4,5-Trichlorophenol	Automated Soxhlet Extraction, Gas Chromatographic/Mass Spectrometric Method ^(25,31)

สำนักงานสิ่งแวดล้อมแห่งชาติ
(นางวิภาดา ชัยกุลกิจ)

116 2,4,6-Trichlorophenol...

ลำดับที่	สารมลพิษ	วิธีวิเคราะห์
116	2,4,6-Trichlorophenol	Automated Soxhlet Extraction, Gas Chromatographic/Mass Spectrometric Method ^(25,31)
117	1,3,5-Trimethylbenzene	Purge and Trap, Gas Chromatographic/Mass Spectrometric Method ^(14,24)
118	Vanadium	1) Digestion, Inductively Coupled Plasma Method ^(7,15)
119	Vinyl Acetate	2) Digestion, Inductively Coupled Plasma/Mass Spectrometric Method ^(7,16)
120	Vinyl Chloride	Purge and Trap, Gas Chromatographic/Mass Spectrometric Method ^(14,24)
121	m-Xylene	Purge and Trap, Gas Chromatographic/Mass Spectrometric Method ^(14,24)
122	o-Xylene	Purge and Trap, Gas Chromatographic/Mass Spectrometric Method ^(14,24)
123	p-Xylene	Purge and Trap, Gas Chromatographic/Mass Spectrometric Method ^(14,24)
124	Xylene (Total)	Purge and Trap, Gas Chromatographic/Mass Spectrometric Method ^(14,24)
125	Zinc	1) Digestion, Inductively Coupled Plasma Method ^(7,12)
		2) Digestion, Inductively Coupled Plasma/Mass Spectrometric Method ^(7,14)


เอกสารอ้างอิง

- กระทรวงอุตสาหกรรม. ประกาศกระทรวงอุตสาหกรรม, พ.ศ. 2548. เรื่อง การกำจัดสิ่งปฏิกูลหรือวัสดุที่ไม่ใช้แล้ว.ราชกิจจานุเบกษา. 25 มกราคม 2549. เล่มที่ 123 ตอนที่ ๒๒ ก. หน้า ๑๑๖.
- กระทรวงอุตสาหกรรม. ประกาศกระทรวงอุตสาหกรรม, พ.ศ. 2549. เรื่อง กำหนดค่าปริมาณของสารพิษที่เจือปนในอากาศที่ระบายออกจากปล่องของหน่วยหรือโรงไฟฟ้าที่ใช้ถ่านหินเป็นเชื้อเพลิง.ราชกิจจานุเบกษา. 4 ธันวาคม 2549. เล่มที่ 123 ตอนที่ ๒๒ ก. หน้า ๑๑๖.
- สมาคมวิศวกรสิ่งแวดล้อมแห่งประเทศไทย. คู่มือวิเคราะห์น้ำเสีย. พิมพ์ครั้งที่ 4. กรุงเทพฯ: เรืองวัฒนาพรปรีช. 2547.
- APHA, AWWA, WEF. Standard Methods for the Examination of Water and Wastewater. 23rd ed. Washington, DC: APHA, 2017.
- United States Environmental Protection Agency. Standards of Performance for New Stationary Sources. 40 CFR 60. Appendix A, 2019.
- United States Environmental Protection Agency. Test Methods for Evaluation Solid Waste Physical/Chemical Methods. SW-846, 1997.

สำนักงานสิ่งแวดล้อมแห่งชาติ
(นางวิภาดา ชัยกุลกิจ)


7. United States...

7. United States Environmental Protection Agency. Test Methods for Evaluation Solid Waste Physical/Chemical Methods. Acid Digestion of Sludges and Sediments and Soils. SW-846 Method 3050B, 1996.
8. United States Environmental Protection Agency. Test Methods for Evaluation Solid Waste Physical/Chemical Methods. Alkaline Digestion for Hexavalent Chromium. SW-846 Method 3060A, 1996.
9. United States Environmental Protection Agency. Test Methods for Evaluation Solid Waste Physical/Chemical Methods. Separatory Funnel Liquid-Liquid Extraction. SW-846 Method 3510C, 1996.
10. United States Environmental Protection Agency. Test Methods for Evaluation Solid Waste Physical/Chemical Methods. Soxhlet Extraction. SW-846 Method 3540C, 1996.
11. United States Environmental Protection Agency. Test Methods for Evaluation Solid Waste Physical/Chemical Methods. Microscale Solvent Extraction (MSE). SW-846 Method 3570, 2002.
12. United States Environmental Protection Agency. Test Methods for Evaluation Solid Waste Physical/Chemical Methods. Volatile Organic Compounds (VOCs) in Various Sample Matrices Using Equilibrium Headspace Analysis. SW-846 Method 5021A, 2014.
13. United States Environmental Protection Agency. Test Methods for Evaluation Solid Waste Physical/Chemical Methods. Purge-and-Trap for Aqueous Samples. SW-846 Method 5030B, 1996.
14. United States Environmental Protection Agency. Test Methods for Evaluation Solid Waste Physical/Chemical Methods. Closed-System Purge-and-Trap and Extraction for Volatile Organics in Soil and Waste Samples. SW-846 Method 5035, 1996.
15. United States Environmental Protection Agency. Test Methods for Evaluation Solid Waste Physical/Chemical Methods. Inductively Coupled Plasma- Atomic Emission Spectrometry. SW-846 Method 6010B, 1996.
16. United States Environmental Protection Agency. Test Methods for Evaluation Solid Waste Physical/Chemical Methods. Inductively Coupled Plasma-Mass Spectrometry. SW-846 Method 6020A, 2007.
17. United States Environmental Protection Agency. Test Methods for Evaluation Solid Waste Physical/Chemical Methods. Chromium, Hexavalent (Colorimetric). SW-846 Method 7196A, 1992.
18. United States Environmental Protection Agency. Test Methods for Evaluation Solid Waste Physical/Chemical Methods. Mercury in Solid or Semisolid Waste (Manual Cold-Vapor Technique). SW-846 Method 7471B, 2007.
19. United States Environmental Protection Agency. Test Methods for Evaluation Solid Waste Physical/Chemical Methods. Mercury in Solids and Solutions by Thermal Decomposition, Amalgamation, and Atomic Absorption Spectrophotometry. SW-846 Method 7473, 2007.


(นางริกาญจน์ นัครสกุลวิไล)
ผู้อำนวยการศูนย์มาตรฐานวิธีการวิเคราะห์ของมลพิษ
(ประเทศไทย) สำนักงาน

20. United States

20. United States Environmental Protection Agency. Test Methods for Evaluation Solid Waste Physical/Chemical Methods. Mercury in Sediment and Tissue Sample by Atomic Fluorescence Spectrometry. SW-846 Method 7474, 2007.
21. United States Environmental Protection Agency. Test Methods for Evaluation Solid Waste Physical/Chemical Methods. Nonhalogenated Organics Using GC/FID. SW-846 Method 8015B, 1996.
22. United States Environmental Protection Agency. Test Methods for Evaluation Solid Waste Physical/Chemical Methods. Organochlorine Pesticides by Gas Chromatography. SW-846 Method 8081B, 2007.
23. United States Environmental Protection Agency. Test Methods for Evaluation Solid Waste Physical/Chemical Methods. Polychlorinated Biphenyls (PCBs) by Gas Chromatography. SW-846 Method 8082, 1996.
24. United States Environmental Protection Agency. Test Methods for Evaluation Solid Waste Physical/Chemical Methods. Volatile Organic Compounds by Gas Chromatography/Mass Spectrometry (GC/MS). SW-846 Method 8260D, 2018.
25. United States Environmental Protection Agency. Test Methods for Evaluation Solid Waste Physical/Chemical Methods. Semivolatile Organic Compounds by Gas Chromatography/Mass Spectrometry (GC/MS). SW-846 Method 8270E, 2018.
26. United States Environmental Protection Agency. Test Methods for Evaluation Solid Waste Physical/Chemical Methods. Total and Amenable Cyanide: Distillation SW-846 Method 9010B, 1996.
27. United States Environmental Protection Agency. Test Methods for Evaluation Solid Waste Physical/Chemical Methods. Cyanide Extraction Procedure for Solids and Oil. SW-846 Method 9013A, 1996.
28. United States Environmental Protection Agency. Test Methods for Evaluation Solid Waste Physical/Chemical Methods. Cyanide in Waters and Extracts Using Titrimetric and Manual Spectrophotometric Procedures. SW-846 Method 9014, 2014.
29. United States Environmental Protection Agency. Test Methods for Evaluation Solid Waste Physical/Chemical Methods. pH Electrometric Measurement. SW-846 Method 9040C, 2004.
30. United States Environmental Protection Agency. Test Methods for Evaluation Solid Waste Physical/Chemical Methods. Soil and Waste pH. SW-846 Method 9045D, 2004.
31. United States Environmental Protection Agency. Test Methods for Evaluation Solid Waste Physical/Chemical Methods. Automated Soxhlet Extraction. SW-846 Method 3541, 1994.


(นางริกาญจน์ นัครสกุลวิไล)
ผู้อำนวยการศูนย์มาตรฐานวิธีการวิเคราะห์ของมลพิษ
(ประเทศไทย) สำนักงาน

กลุ่มมาตรฐานวิธีการวิเคราะห์ทดสอบมลพิษและทะเบียนห้องปฏิบัติการ การวิจัยและเตือนภัยมลพิษโรงงาน กรมโรงงานอุตสาหกรรม โทร. ๐ ๒๒๐๓ ๔๐๐๒, ๔๐๐๓



ที่ ๒๓ ๐๓๓๐(๑)/ ๕๓๗๕

กรมโรงงานอุตสาหกรรม
ถนนพระรามที่ ๖ แขวงทุ่งพญาไท
เขตราชเทวี กรุงเทพฯ ๑๐๕๐๐

๐๔ มีนาคม ๒๕๖๖

เรื่อง เปลี่ยนแปลงบุคลากรของห้องปฏิบัติการวิเคราะห์

เรียน กรรมการผู้จัดการ บริษัท เอแอลเอส แลบบอราทอรี กรุ๊ป (ประเทศไทย) จำกัด

อ้างถึง คำขอขึ้นทะเบียน/ต่ออายุ/เปลี่ยนแปลงบุคลากร และขอพิจารณาผลของห้องปฏิบัติการวิเคราะห์เอกชน
ลงวันที่ ๔ กุมภาพันธ์ ๒๕๖๖

ตามที่หนังสือที่อ้างถึง บริษัท เอแอลเอส แลบบอราทอรี กรุ๊ป (ประเทศไทย) จำกัด ห้องปฏิบัติการ
วิเคราะห์เอกชน เลขทะเบียน ๖-๒๐๔๔ สถานที่ตั้งเลขที่ ๑๐๔ ซอยพัฒนาการ ๔๐ ถนนพัฒนาการ แขวงพัฒนาการ
เขตสามพร้าว กรุงเทพมหานคร ขอเปลี่ยนแปลงบุคลากรของห้องปฏิบัติการวิเคราะห์ ความละเอียดแจ้งแล้ว นั้น

กรมโรงงานอุตสาหกรรมพิจารณาแล้ว มีความเห็นดังนี้

๑. ให้ออกเลือกเจ้าหน้าที่ประจำห้องปฏิบัติการวิเคราะห์ จำนวน ๑๕ ราย

- ๑) นายนคร สุขเจริญ ทะเบียนเลขที่ ๖-๒๐๔๔-๖๑๒๒
- ๒) นายบุญชา นามเขตต์ ทะเบียนเลขที่ ๖-๒๐๔๔-๖๑๒๓
- ๓) นายอรุณพล นิยมวิทย์ ทะเบียนเลขที่ ๖-๒๐๔๔-๗๐๘๘
- ๔) นางสาวพัชรียา พงษ์สมบัติ ทะเบียนเลขที่ ๖-๒๐๔๔-๗๑๐๓
- ๕) นางสาวภาณิดา สุวรรณตระกูล ทะเบียนเลขที่ ๖-๒๐๔๔-๗๑๐๔
- ๖) นางสาวกรรณีย์ อึ้งดี ทะเบียนเลขที่ ๖-๒๐๔๔-๗๑๐๕
- ๗) นายสมโภช วัธสา ทะเบียนเลขที่ ๖-๒๐๔๔-๗๑๑๕
- ๘) นายณัฐนันท์ ปานประเสริฐ ทะเบียนเลขที่ ๖-๒๐๔๔-๗๑๑๖
- ๙) ว่าที่ร้อยตรีภาณุพงศ์ แสนศิริ ทะเบียนเลขที่ ๖-๒๐๔๔-๗๑๑๗
- ๑๐) นายณัฐนันท์ พุดศิริ ทะเบียนเลขที่ ๖-๒๐๔๔-๗๑๑๘
- ๑๑) นายณัฐนันท์ เขื่อนทอง ทะเบียนเลขที่ ๖-๒๐๔๔-๗๑๑๙
- ๑๒) นางสาวกาญจนา คงสุข ทะเบียนเลขที่ ๖-๒๐๔๔-๗๑๒๐
- ๑๓) นางสาววันฉัตร นิยมกลาง ทะเบียนเลขที่ ๖-๒๐๔๔-๗๑๒๑
- ๑๔) นางสาวกัญญารัตน์ ศรีนิลสา ทะเบียนเลขที่ ๖-๒๐๔๔-๗๑๒๒
- ๑๕) นายศิริวัฒน์ พาณิชย ทะเบียนเลขที่ ๖-๒๐๔๔-๗๑๒๓
- ๑๖) นางสาวกนกภรณ์ อูระ ทะเบียนเลขที่ ๖-๒๐๔๔-๗๑๒๔
- ๑๗) นางสาวจิตติภา ปะเทืองสุข ทะเบียนเลขที่ ๖-๒๐๔๔-๗๑๒๕
- ๑๘) นางสาวอริสา วิริยะดิษฐ์ ทะเบียนเลขที่ ๖-๒๐๔๔-๗๑๒๖
- ๑๙) นางสาวภาณิดา ยอดอินทร์ ทะเบียนเลขที่ ๖-๒๐๔๔-๗๑๒๗

๒. ให้เพิ่มเจ้าหน้าที่...

๒. ให้เพิ่มเจ้าหน้าที่ประจำห้องปฏิบัติการวิเคราะห์ จำนวน ๕ ราย
- ๑) นายกาญจน์พิศ กิตติคุณนิษฐ์ ทะเบียนเลขที่ ๖-๒๐๔๔-๖๐๐๑
- ๒) นายภัทรพล สว่างใจธรรม ทะเบียนเลขที่ ๖-๒๐๔๔-๖๐๐๒
- ๓) นายราธิบ เพ็ญชัยคำ ทะเบียนเลขที่ ๖-๒๐๔๔-๖๐๐๓
- ๔) นายศิริโชค พงษ์ประสม ทะเบียนเลขที่ ๖-๒๐๔๔-๖๐๐๔
- ๕) นายณัฐวัฒน์ คังแพง ทะเบียนเลขที่ ๖-๒๐๔๔-๖๐๐๕

อนึ่ง หนังสือฉบับนี้จะส่งมอบหมายพร้อมหนังสือที่ยื่นขอขึ้นทะเบียนห้องปฏิบัติการวิเคราะห์เอกชน
ที่ ๒๓ ๐๓๓๐(๑)/๒๐๖๔ ลงวันที่ ๒๘ มกราคม ๒๕๖๔ คือในวันที่ ๒ กันยายน ๒๕๖๖ ทั้งนี้ สามารถยื่นคำขอ
ผ่านระบบอิเล็กทรอนิกส์ได้ที่หน้าเว็บไซต์กรมโรงงานอุตสาหกรรม ตาม QR Code ที่แนบหนังสือฉบับนี้

จึงเรียนมาเพื่อทราบ

ขอแสดงความนับถือ



(นางริกาญจน์ นัครสกุลวิไล)

อธิบดีกรมมาตรฐานวิธีการวิเคราะห์และเตือนภัยมลพิษโรงงาน
ผู้อำนวยการกองวิจัยและเตือนภัยมลพิษโรงงาน
ปฏิบัติการกรมโรงงานอุตสาหกรรม

กองวิจัยและเตือนภัยมลพิษโรงงาน
กลุ่มมาตรฐานวิธีการวิเคราะห์ทดสอบมลพิษและทะเบียนห้องปฏิบัติการ
โทร. ๐ ๒๒๐๓ ๖๓๒๒ ต่อ ๒๒๐๓-๕
โทรสาร ๐ ๒๒๐๓ ๖๓๒๒ ต่อ ๒๒๐๓-๔
ไปรษณีย์อิเล็กทรอนิกส์ sarabangudw@mail.go.th



"อุตสาหกรรมสีเขียว ประเทศไทยอย่างยั่งยืน"



ที่ อก ๐๓๓๐(๑)/ ๖๑๒๕



กรมโรงงานอุตสาหกรรม
ถนนพระรามที่ ๖ แขวงทุ่งพญาไท
เขตราชเทวี กรุงเทพฯ ๑๐๕๐๐

๒๓ มีนาคม ๒๕๖๖

เรื่อง เปลี่ยนแปลงบุคลากรของห้องปฏิบัติการวิเคราะห์

เรียน กรรมการผู้จัดการ บริษัท เอนเนลอส แลบบอราทอรี กรุ๊ป (ประเทศไทย) จำกัด

อ้างถึง คำขอขึ้นทะเบียน/ต่ออายุ/เปลี่ยนแปลงบุคลากร และขอคืนสมรรถนะของห้องปฏิบัติการวิเคราะห์เอกชน
ลงวันที่ ๑๐ มีนาคม ๒๕๖๖

ตามหนังสือที่อ้างถึง บริษัท เอนเนลอส แลบบอราทอรี กรุ๊ป (ประเทศไทย) จำกัด
ห้องปฏิบัติการวิเคราะห์เอกชน เลขทะเบียน ๖-๒๐๔ สถานที่ตั้งเลขที่ ๑๐๔ ซอยพัฒนาการ ๔๐
ถนนพัฒนาการ แขวงพัฒนาการ เขตสวนหลวง กรุงเทพมหานคร ขอเปลี่ยนแปลงบุคลากรของห้องปฏิบัติการ
วิเคราะห์ ความละเอียดดังนี้

กรมโรงงานอุตสาหกรรมพิจารณาแล้ว ให้เปลี่ยนแปลงชื่อเจ้าหน้าที่ประจำห้องปฏิบัติการ
วิเคราะห์ จากเดิม นางสาวศิริณี มงคลจิราวุฒิ ทะเบียนเลขที่ ๖-๒๐๔-๖-๔๕๖๗๘ เป็น นางสาวสิริคุณ มงคลจิราวุฒิ
ทะเบียนเลขที่ ๖-๒๐๔-๖-๔๕๖๗๘

ทั้งนี้ หากท่านมีความประสงค์จะยื่นคำขอใดๆ สามารถยื่นคำขอผ่านระบบอิเล็กทรอนิกส์
ได้ที่หน้าเว็บไซต์กรมโรงงานอุตสาหกรรม ตาม QR Code ที่ท้ายหนังสือฉบับนี้

จึงเรียนมาเพื่อทราบ

ขอแสดงความนับถือ

สุวิทย์ วัฒน

(นายประพนธ์ คำทรง)

ผู้อำนวยการกองวิจัยและเตือนภัยมลพิษโรงงาน
ปฏิตรากรรมและเตือนภัยมลพิษโรงงานอุตสาหกรรม

กองวิจัยและเตือนภัยมลพิษโรงงาน

กลุ่มมาตรฐานวิธีการวิเคราะห์ทดสอบมลพิษและทะเบียนห้องปฏิบัติการ

โทร. ๐ ๒๕๓๐ ๖๓๒๒ ต่อ ๒๑๐๓๔

โทรสาร ๐ ๒๕๓๐ ๖๓๒๒ ต่อ ๒๑๐๓๔

ไปรษณีย์อิเล็กทรอนิกส์ sarabandiv@mail.go.th



ยื่นคำขอผ่านระบบอิเล็กทรอนิกส์



"อุตสาหกรรมก้าวหน้า ประสิทธิภาพก้าวหน้า ร่วมกันพัฒนา อุตสาหกรรมสีเขียว"



ที่ อก ๐๓๓๐(๑)/ ๖๔๗๐



กรมโรงงานอุตสาหกรรม
ถนนพระรามที่ ๖ แขวงทุ่งพญาไท
เขตราชเทวี กรุงเทพฯ ๑๐๕๐๐

๒๔ มิถุนายน ๒๕๖๕

เรื่อง ขึ้นทะเบียนห้องปฏิบัติการวิเคราะห์เอกชน

เรียน กรรมการผู้จัดการ บริษัท เอนเนลอส แลบบอราทอรี กรุ๊ป (ประเทศไทย) จำกัด

อ้างถึง คำขอขึ้นทะเบียน/ต่ออายุ/เปลี่ยนแปลงบุคลากร และขอคืนสมรรถนะของห้องปฏิบัติการวิเคราะห์เอกชน
ลงวันที่ ๒๙ เมษายน ๒๕๖๔

สิ่งที่ส่งมาด้วย เอกสารแนบท้ายหนังสือรับขึ้นทะเบียนห้องปฏิบัติการวิเคราะห์เอกชน
บริษัท เอนเนลอส แลบบอราทอรี กรุ๊ป (ประเทศไทย) จำกัด จำนวน ๒ แผ่น

ตามหนังสือที่อ้างถึง บริษัท เอนเนลอส แลบบอราทอรี กรุ๊ป (ประเทศไทย) จำกัด ขอขึ้นทะเบียน
ห้องปฏิบัติการวิเคราะห์เอกชน พร้อมรายชื่อผู้ควบคุมดูแลห้องปฏิบัติการวิเคราะห์ เจ้าหน้าที่ประจำ
ห้องปฏิบัติการวิเคราะห์ และรายการสมรรถนะที่จะทำการวิเคราะห์ ต่อกรมโรงงานอุตสาหกรรม นั้น

กรมโรงงานอุตสาหกรรมพิจารณาแล้ว ให้บริษัท เอนเนลอส แลบบอราทอรี กรุ๊ป
(ประเทศไทย) จำกัด ขึ้นทะเบียนห้องปฏิบัติการวิเคราะห์เอกชน มีเลขทะเบียน ๖-๒๐๔ สถานที่ตั้งเลขที่
๖๒๖/๑๐ หมู่ที่ ๕ ตำบลแม่ไม้ อำเภอลำปาง จังหวัดลำปาง โดยมีองค์ประกอบดังนี้

ก. ผู้ควบคุมดูแลห้องปฏิบัติการวิเคราะห์

- | | |
|--------------------------|-----------------------------|
| ๑) นายเดช ช้างชน | ทะเบียนเลขที่ ๖-๒๐๔-๖-๔๕๖๗๘ |
| ๒) นางวิลาวัณย์ บริรักษ์ | ทะเบียนเลขที่ ๖-๒๐๔-๖-๔๕๖๗๘ |
| ๓) นายสุพรรณ สลมนะ | ทะเบียนเลขที่ ๖-๒๐๔-๖-๔๕๖๗๘ |

ข. เจ้าหน้าที่ประจำห้องปฏิบัติการวิเคราะห์

- | | |
|-------------------------------|-----------------------------|
| ๑) นางสาวณัฐพร บรรจงกิจ | ทะเบียนเลขที่ ๖-๒๐๔-๖-๔๕๖๗๘ |
| ๒) นางพจนา สีดา | ทะเบียนเลขที่ ๖-๒๐๔-๖-๔๕๖๗๘ |
| ๓) นางสาวอนิศา กุลสุริวงศ์ | ทะเบียนเลขที่ ๖-๒๐๔-๖-๔๕๖๗๘ |
| ๔) นายพิทยา ทองแดง | ทะเบียนเลขที่ ๖-๒๐๔-๖-๔๕๖๗๘ |
| ๕) นางชัชชญา สุขเกษ | ทะเบียนเลขที่ ๖-๒๐๔-๖-๔๕๖๗๘ |
| ๖) ว่าที่ ร.ต.ณชัย ม่วงมา | ทะเบียนเลขที่ ๖-๒๐๔-๖-๔๕๖๗๘ |
| ๗) นายวรวิทย์ พิบา | ทะเบียนเลขที่ ๖-๒๐๔-๖-๔๕๖๗๘ |
| ๘) นายศักดิ์รินทร์ จรัสสาย | ทะเบียนเลขที่ ๖-๒๐๔-๖-๔๕๖๗๘ |
| ๙) นายสุรศักดิ์ สาขิน | ทะเบียนเลขที่ ๖-๒๐๔-๖-๔๕๖๗๘ |
| ๑๐) นางสาวเพชรคุณ ภาวตานนท์ | ทะเบียนเลขที่ ๖-๒๐๔-๖-๔๕๖๗๘ |
| ๑๑) นายสุภากร อามแก้ว | ทะเบียนเลขที่ ๖-๒๐๔-๖-๔๕๖๗๘ |
| ๑๒) นายสุทธิศักดิ์ โชคอินันท์ | ทะเบียนเลขที่ ๖-๒๐๔-๖-๔๕๖๗๘ |

๑๓) นายวิมล...

-๒-

- | | |
|-------------------------------|-----------------------------|
| ๑๓) นายวิมล... | ทะเบียนเลขที่ ๖-๒๐๔-๖-๔๕๖๗๘ |
| ๑๔) นางสาวณัฐพร บรรจงกิจ | ทะเบียนเลขที่ ๖-๒๐๔-๖-๔๕๖๗๘ |
| ๑๕) นางสาวอนิศา กุลสุริวงศ์ | ทะเบียนเลขที่ ๖-๒๐๔-๖-๔๕๖๗๘ |
| ๑๖) นายณัฐพร บรรจงกิจ | ทะเบียนเลขที่ ๖-๒๐๔-๖-๔๕๖๗๘ |
| ๑๗) นายสุพรรณ สลมนะ | ทะเบียนเลขที่ ๖-๒๐๔-๖-๔๕๖๗๘ |
| ๑๘) นายสุรศักดิ์ สาขิน | ทะเบียนเลขที่ ๖-๒๐๔-๖-๔๕๖๗๘ |
| ๑๙) นายสุภากร อามแก้ว | ทะเบียนเลขที่ ๖-๒๐๔-๖-๔๕๖๗๘ |
| ๒๐) นายสุทธิศักดิ์ โชคอินันท์ | ทะเบียนเลขที่ ๖-๒๐๔-๖-๔๕๖๗๘ |
| ๒๑) นางสาวณัฐพร บรรจงกิจ | ทะเบียนเลขที่ ๖-๒๐๔-๖-๔๕๖๗๘ |
| ๒๒) นางสาวอนิศา กุลสุริวงศ์ | ทะเบียนเลขที่ ๖-๒๐๔-๖-๔๕๖๗๘ |
| ๒๓) นายณัฐพร บรรจงกิจ | ทะเบียนเลขที่ ๖-๒๐๔-๖-๔๕๖๗๘ |
| ๒๔) นายสุพรรณ สลมนะ | ทะเบียนเลขที่ ๖-๒๐๔-๖-๔๕๖๗๘ |
| ๒๕) นายสุรศักดิ์ สาขิน | ทะเบียนเลขที่ ๖-๒๐๔-๖-๔๕๖๗๘ |
| ๒๖) นายสุภากร อามแก้ว | ทะเบียนเลขที่ ๖-๒๐๔-๖-๔๕๖๗๘ |
| ๒๗) นายสุทธิศักดิ์ โชคอินันท์ | ทะเบียนเลขที่ ๖-๒๐๔-๖-๔๕๖๗๘ |
| ๒๘) นางสาวณัฐพร บรรจงกิจ | ทะเบียนเลขที่ ๖-๒๐๔-๖-๔๕๖๗๘ |
| ๒๙) นางสาวอนิศา กุลสุริวงศ์ | ทะเบียนเลขที่ ๖-๒๐๔-๖-๔๕๖๗๘ |
| ๓๐) นายณัฐพร บรรจงกิจ | ทะเบียนเลขที่ ๖-๒๐๔-๖-๔๕๖๗๘ |
| ๓๑) นายสุพรรณ สลมนะ | ทะเบียนเลขที่ ๖-๒๐๔-๖-๔๕๖๗๘ |
| ๓๒) นายสุรศักดิ์ สาขิน | ทะเบียนเลขที่ ๖-๒๐๔-๖-๔๕๖๗๘ |
| ๓๓) นายสุภากร อามแก้ว | ทะเบียนเลขที่ ๖-๒๐๔-๖-๔๕๖๗๘ |
| ๓๔) นายสุทธิศักดิ์ โชคอินันท์ | ทะเบียนเลขที่ ๖-๒๐๔-๖-๔๕๖๗๘ |
| ๓๕) นางสาวณัฐพร บรรจงกิจ | ทะเบียนเลขที่ ๖-๒๐๔-๖-๔๕๖๗๘ |
| ๓๖) นางสาวอนิศา กุลสุริวงศ์ | ทะเบียนเลขที่ ๖-๒๐๔-๖-๔๕๖๗๘ |
| ๓๗) นายณัฐพร บรรจงกิจ | ทะเบียนเลขที่ ๖-๒๐๔-๖-๔๕๖๗๘ |
| ๓๘) นายสุพรรณ สลมนะ | ทะเบียนเลขที่ ๖-๒๐๔-๖-๔๕๖๗๘ |
| ๓๙) นายสุรศักดิ์ สาขิน | ทะเบียนเลขที่ ๖-๒๐๔-๖-๔๕๖๗๘ |
| ๔๐) นายสุภากร อามแก้ว | ทะเบียนเลขที่ ๖-๒๐๔-๖-๔๕๖๗๘ |
| ๔๑) นายสุทธิศักดิ์ โชคอินันท์ | ทะเบียนเลขที่ ๖-๒๐๔-๖-๔๕๖๗๘ |
| ๔๒) นางสาวณัฐพร บรรจงกิจ | ทะเบียนเลขที่ ๖-๒๐๔-๖-๔๕๖๗๘ |
| ๔๓) นางสาวอนิศา กุลสุริวงศ์ | ทะเบียนเลขที่ ๖-๒๐๔-๖-๔๕๖๗๘ |
| ๔๔) นายณัฐพร บรรจงกิจ | ทะเบียนเลขที่ ๖-๒๐๔-๖-๔๕๖๗๘ |

ค. ขอช่วยสำรณสิทธิ์ที่ได้รับขึ้นทะเบียนให้วิเคราะห์ในน้ำเสีย จำนวน ๑๔ รายการ
อากาศเสีย (ปล่องระบาย) จำนวน ๗ รายการ และน้ำใต้ดิน จำนวน ๓ รายการ รวมทั้งสิ้นจำนวน ๒๔ รายการ
ตามสิ่งที่ส่งมาด้วย

-๓-

หนังสือฉบับนี้เมื่อ ๓ ปี นับจากวันที่กรมโรงงานอุตสาหกรรมออกหนังสือ หากประสงค์
จะต่ออายุหนังสือขึ้นทะเบียนห้องปฏิบัติการวิเคราะห์เอกชน ให้ยื่นคำขอต่ออายุพร้อมเอกสารประกอบ
คำขอต่อกรมโรงงานอุตสาหกรรมภายใน ๓๐ วัน ก่อนวันสิ้นอายุของหนังสือขึ้นทะเบียนห้องปฏิบัติการ
วิเคราะห์เอกชน ซึ่งคำขอต่ออายุดังกล่าวจะรับได้ที่กรมโรงงานอุตสาหกรรม

จึงเรียนมาเพื่อทราบ

ขอแสดงความนับถือ

สุวิทย์ วัฒน

(นางจินดา เศรษฐิน)

ผู้อำนวยการกองวิจัยและเตือนภัยมลพิษโรงงาน
ปฏิตรากรรมและเตือนภัยมลพิษโรงงานอุตสาหกรรม

๒๔ มิ.ย. ๒๕๖๕

กองวิจัยและเตือนภัยมลพิษโรงงาน

ศูนย์วิจัยและเตือนภัยมลพิษโรงงานภาคตะวันออก

โทร. ๐ ๒๕๐๕ ๖๒๖๑-๓

ไปรษณีย์อิเล็กทรอนิกส์ eww@dlw.mail.go.th

เอกสารแนบท้ายหนังสือรับขึ้นทะเบียนห้องปฏิบัติการวิเคราะห์เอกชน

บริษัท เอแอลเอส แล็บราทอรี กรุ๊ป (ประเทศไทย) จำกัด เลขทะเบียน 7-๓๒๓๓

ที่ อก ๐๓๑๐(๓)/ ๖๔๗๐

ลงวันที่ ๒๔ มิถุนายน ๒๕๖๔

ขอข่ายสารมลพิษที่ได้รับขึ้นทะเบียนจากกรมโรงงานอุตสาหกรรม จำนวน ๒๔ รายการ
น้ำเสีย จำนวน 14 รายการ

ลำดับที่	สารมลพิษ	วิธีวิเคราะห์
1	Biochemical Oxygen Demand	1) 5-Day BOD Test, Membrane Electrode Method ^[2] 2) 5-Day BOD Test, Azide Modification Method ^[2]
2	Chemical Oxygen Demand	1) Open Reflux, Titrimetric Method ^[2] 2) Closed Reflux, Colorimetric Method ^[2] 3) Closed Reflux, Titrimetric Method ^[2]
3	Color	ADMI Weighted – Ordinate Spectrophotometric Method ^[2]
4	Cyanide	Distillation, Colorimetric Method ^[2]
5	Formaldehyde	Distillation, Colorimetric Method ^[2]
6	Free Chlorine	DPD-Ferrous Titrimetric Method ^[2]
7	Oil and Grease	Liquid-Liquid Partition-Gravimetric Method ^[2]
8	pH	Electrometric Method ^[2]
9	Phenols	1) Distillation, Chloroform Extraction Method ^[2] 2) Distillation, Direct Photometric Method ^[2]
10	Sulfide	ZnS Precipitation, Iodometric Method ^[2]
11	Temperature	Laboratory and Field Method ^[2]
12	Total Dissolved Solids	Dried at 180 °C ^[2]
13	Total Kjeldahl Nitrogen	Semi-Micro Kjeldahl Method ^[2]
14	Total Suspended Solids	Dried at 103-105 °C ^[2]

อากาศเสีย (ปล่องระบาย) จำนวน 7 รายการ

ลำดับที่	สารมลพิษ	วิธีวิเคราะห์
1	Carbon Monoxide	1) Sampling Bag, Non-Dispersive Infrared Method ^[3] 2) Instrumental Analyzer Method ^[6]
2	Hydrogen Sulfide	Absorption Sampling, Iodometric Method ^[3]
3	Opacity	Ringelmann's Method ^[3,4]
4	Oxide of Nitrogen	1) Absorption Sampling, Phenoldisulfonic Acid Method ^[6] 2) Instrumental Analyzer Method ^[9]
5	Sulfur Dioxide	1) Absorption Sampling, Barium-Thorin Titrimetric Method ^[3] 2) Instrumental Analyzer Method ^[10]

วิภา สันกุล

(นางสาววิชุดา สันกุลธีรพล)

ผู้อำนวยการ

ศูนย์วิจัยและเตือนภัยมลพิษโรงงานภาคตะวันออก

Sulfuric Acid...

ลำดับที่	สารมลพิษ	วิธีวิเคราะห์
6	Sulfuric Acid	Isokinetic Sampling, Barium – Thorin Titrimetric Method ^[8]
7	Total Suspended Particulate	Isokinetic Sampling, Gravimetric Method ^[7]

น้ำใต้ดิน จำนวน 3 รายการ

ลำดับที่	สารมลพิษ	วิธีวิเคราะห์
1	Cyanide	Distillation, Colorimetric Method ^[2]
2	pH	Electrometric Method ^[2]
3	Phenols	Distillation, Direct Photometric Method ^[2]

เอกสารอ้างอิง

1. ธงชัย พรหมสวัสดิ์ และวิบูลย์ลักษณ์ วิสุทธิศักดิ์, บรรณาธิการ. (2547) คู่มือวิเคราะห์น้ำเสีย. พิมพ์ครั้งที่ 4. กรุงเทพฯ: สมาคมวิศวกรรมสิ่งแวดล้อมแห่งประเทศไทย.
2. APHA, AWWA, WEF. Standard Methods for the Examination of Water and Wastewater. 23rd ed. Washington, DC.: APHA, 2017
3. กระทรวงอุตสาหกรรม. ประกาศกระทรวงอุตสาหกรรม, พ.ศ. 2549. เรื่อง กำหนดค่าปริมาณเขม่าควันที่เจือปนในอากาศที่ระบายออกจากปล่องของหม้อน้ำโรตารีที่ใช้แก๊สเป็นเชื้อเพลิง.ราชกิจจานุเบกษา. 4 ธันวาคม 2549. เล่มที่ 123 ตอนพิเศษ 125ง.
4. กระทรวงอุตสาหกรรม. ประกาศกระทรวงอุตสาหกรรม, พ.ศ. 2549. เรื่อง กำหนดค่าปริมาณเขม่าควันที่เจือปนในอากาศที่ระบายออกจากปล่องของหม้อน้ำของโรงงาน.ราชกิจจานุเบกษา. 4 ธันวาคม 2549. เล่มที่ 123 ตอนพิเศษ 125ง.
5. United States Environmental Protection. Standards of Performance for New Stationary Sources. 40 CFR 60. Appendix A, 2017.
6. United States Environmental Protection. Standards of Performance for New Stationary Sources. 40 CFR 60. Appendix A, 2019.
7. United States Environmental Protection. Standards of Performance for New Stationary Sources. 40 CFR 60. Appendix A, 2020.
8. United States Environmental Protection Agency. Determination of Carbon Monoxide Emissions from Stationary Sources; Instrumental Analyzer Procedure. 40 CFR 60. Appendix A Method 10, 2017.
9. United States Environmental Protection Agency. Determination of Oxide of Nitrogen Emissions from Stationary Sources; Instrumental Analyzer Procedure. 40 CFR 60. Appendix A Method 7E, 2019.
10. United States Environmental Protection Agency. Determination of Sulfur Dioxide Emissions from Stationary Sources; Instrumental Analyzer Procedure. 40 CFR 60. Appendix A Method 6C, 2017.

วิภา สันกุล

(นางสาววิชุดา สันกุลธีรพล)

ผู้อำนวยการ

ศูนย์วิจัยและเตือนภัยมลพิษโรงงานภาคตะวันออก

ศูนย์วิจัยและเตือนภัยมลพิษโรงงานภาคตะวันออก กองวิจัยและเตือนภัยมลพิษโรงงาน กรมโรงงานอุตสาหกรรม โทร ๐ ๒๑๐๔๕ ๙๖๖๑๑๑